

Collisionless current sheet equilibria

Article

Published Version

Creative Commons: Attribution 3.0 (CC-BY)

Open Access

Neukirch, T., Wilson, F. and Allanson, O. (2018) Collisionless current sheet equilibria. *Plasma Physics and Controlled Fusion*, 60 (1). 014008. ISSN 0741-3335 doi: 10.1088/1361-6587/aa8485 Available at <https://centaur.reading.ac.uk/77601/>

It is advisable to refer to the publisher's version if you intend to cite from the work. See [Guidance on citing](#).

Published version at: <http://dx.doi.org/10.1088/1361-6587/aa8485>

To link to this article DOI: <http://dx.doi.org/10.1088/1361-6587/aa8485>

Publisher: Institute of Physics

All outputs in CentAUR are protected by Intellectual Property Rights law, including copyright law. Copyright and IPR is retained by the creators or other copyright holders. Terms and conditions for use of this material are defined in the [End User Agreement](#).

www.reading.ac.uk/centaur

CentAUR

Central Archive at the University of Reading

Reading's research outputs online

PAPER • OPEN ACCESS

Collisionless current sheet equilibria

To cite this article: T Neukirch *et al* 2018 *Plasma Phys. Control. Fusion* **60** 014008

View the [article online](#) for updates and enhancements.

Collisionless current sheet equilibria

T Neukirch , F Wilson and O Allanson¹

School of Mathematics and Statistics, University of St Andrews, St Andrews, KY16 9SS, United Kingdom

E-mail: tn3@st-andrews.ac.uk

Received 3 July 2017, revised 31 July 2017

Accepted for publication 7 August 2017

Published 17 October 2017



Abstract

Current sheets are important for the structure and dynamics of many plasma systems. In space and astrophysical plasmas they play a crucial role in activity processes, for example by facilitating the release of magnetic energy via processes such as magnetic reconnection. In this contribution we will focus on collisionless plasma systems. A sensible first step in any investigation of physical processes involving current sheets is to find appropriate equilibrium solutions. The theory of collisionless plasma equilibria is well established, but over the past few years there has been a renewed interest in finding equilibrium distribution functions for collisionless current sheets with particular properties, for example for cases where the current density is parallel to the magnetic field (force-free current sheets). This interest is due to a combination of scientific curiosity and potential applications to space and astrophysical plasmas. In this paper we will give an overview of some of the recent developments, discuss their potential applications and address a number of open questions.

Keywords: collisionless plasmas, current sheets, plasma equilibrium, force-free magnetic fields

(Some figures may appear in colour only in the online journal)

1. Introduction

In many laboratory or natural plasma systems, current sheets play important roles for understanding their structure and their dynamics (see e.g. [1, 2]). For example in space and astrophysical plasmas, current sheets are crucial for facilitating energy release and conversion processes such as magnetic reconnection. The focus of this paper will be on collisionless plasmas described by the Vlasov–Maxwell (VM) equations.

For the investigation of many phenomena, for example waves or instabilities, but also for general modelling purposes it is useful to start with configurations that are in equilibrium. VM equilibrium theory has a long history (see the discussion and references in, for example [2–4]) and is, of course, not restricted to Cartesian geometry (see e.g. [3] for some references, but also e.g. [5, 6]), to spatial variations in just one

direction (see e.g. [2, 4, 7–13]) or to systems that are not charge-neutral (e.g. [14]). In particular, collisionless current sheet equilibria with different properties than those considered in this paper can be found by making use of another (adiabatic) constant of motion (see e.g. [10, 15–19]).

Equilibria of collisionless current sheets can be modelled theoretically as configurations which depend on only one Cartesian spatial coordinate, which we will take to be the z -coordinate in this paper. We will only discuss non-relativistic cases (for examples of relativistic treatments see e.g. [4]). We shall also assume that the plasma systems we discuss are quasi-neutral (i.e. the charge density vanishes, but there may be a non-vanishing electric field) or exactly neutral (both the charge density and the electric field vanish). We will focus on the so-called ‘inverse’ problem in which the microscopic part of a VM equilibrium, i.e. the distribution functions are determined by using information about the macroscopic magnetic field profile. In particular the emphasis of this paper will be on force-free magnetic fields and the ‘inverse’ problem associated with finding distribution functions for such fields.

The structure of this paper is as follows. In section 2 we will present the basic theoretical background for VM equilibrium theory as used in this paper. In section 3 we will

¹ Present address: Department of Meteorology, University of Reading, Reading, RG6 6BB, United Kingdom.



Original content from this work may be used under the terms of the Creative Commons Attribution 3.0 licence. Any further distribution of this work must maintain attribution to the author(s) and the title of the work, journal citation and DOI.

present a number of examples for solutions to the ‘inverse’ problem for force-free fields, concentrating on recent work and including a completely new example as well. In section 4, a discussion and our conclusions will be presented.

2. Basic Theory

The non-relativistic VM equations are as follows (e.g. [2]):

$$\frac{\partial f_s}{\partial t} + \mathbf{v} \cdot \nabla_{\mathbf{r}} f_s + \frac{q_s}{m_s} [\mathbf{E}(\mathbf{r}, t) + \mathbf{v} \times \mathbf{B}(\mathbf{r}, t)] \cdot \nabla_{\mathbf{v}} f_s = 0, \quad (1)$$

$$\nabla_{\mathbf{r}} \times \mathbf{B} = \mu_0 \sum_s q_s \int \mathbf{v} f_s d^3v + \frac{1}{c^2} \frac{\partial \mathbf{E}}{\partial t}, \quad (2)$$

$$\nabla_{\mathbf{r}} \cdot \mathbf{E} = \frac{1}{\epsilon_0} \sum_s q_s \int f_s d^3v, \quad (3)$$

$$\nabla_{\mathbf{r}} \times \mathbf{E} = -\frac{\partial \mathbf{B}}{\partial t}, \quad (4)$$

$$\nabla_{\mathbf{r}} \cdot \mathbf{B} = 0, \quad (5)$$

where s indicates the particle species, f_s the distribution function of species s , q_s and m_s the charge and mass of the species, \mathbf{E} the electric field, \mathbf{B} the magnetic induction (which we will call the magnetic field from now on), and μ_0 and ϵ_0 are the permeability of free space and the vacuum permittivity, respectively. The symbols $\nabla_{\mathbf{r}}$ and $\nabla_{\mathbf{v}}$ indicate gradient operators in configuration space and in velocity space.

In this paper, we are interested in equilibrium solutions of this set of equations (hence $\partial/\partial t = 0$). We will also assume that our equilibrium solutions are (quasi-)neutral and that the charge density vanishes (this point will be discussed later in a bit more detail). Because we are interested in current sheets we shall assume that the magnetic field \mathbf{B} depends only on one Cartesian coordinate, which we will take to be z , and that its z -component vanishes, i.e. that

$$\mathbf{B}(z) = (B_x(z), B_y(z), 0). \quad (6)$$

To satisfy equation (5) we can write \mathbf{B} in the usual way as the curl of a vector potential \mathbf{A} , $\mathbf{B} = \nabla_{\mathbf{r}} \times \mathbf{A}$. Under the assumptions made it is without loss of generality possible to take

$$\mathbf{A}(z) = (A_x(z), A_y(z), 0), \quad (7)$$

with

$$B_x(z) = -\frac{dA_y}{dz}, \quad (8)$$

$$B_y(z) = \frac{dA_x}{dz}. \quad (9)$$

For later reference we give the form that Ampère’s law (2) takes on when expressed in terms of the vector potential:

$$\frac{d^2 A_x}{dz^2} = \mu_0 \sum_s q_s \int v_x f_s d^3v = \mu_0 j_x, \quad (10)$$

$$\frac{d^2 A_y}{dz^2} = \mu_0 \sum_s q_s \int v_y f_s d^3v = \mu_0 j_y. \quad (11)$$

The (stationary) Vlasov equation itself can in general be solved by the method of characteristics, which are identical to the particle orbits in the equilibrium electromagnetic fields. We usually do not know the particle orbits *a priori*, either because the electromagnetic fields are not known until we solve the equilibrium Maxwell equations or, even if the fields are known, as we will assume later in this paper, because the particle orbits are not explicitly known in full. Therefore, although under the assumptions we have made above the particle orbit problem is in principle integrable this is in practice not of much use and instead one makes use of the constants of motion associated with the symmetries of the problem: time-invariance leading to a constant Hamiltonian

$$H_s = \frac{1}{2} m_s v^2 + q_s \Phi \quad (12)$$

and translational invariance in the x - and y -directions leading to constant canonical momenta associated with those directions,

$$p_{xs} = m_s v_x + q_s A_x, \quad (13)$$

$$p_{ys} = m_s v_y + q_s A_y, \quad (14)$$

to specify the equilibrium distribution functions as functions of these constants of motion:

$$f_s = F_s(H_s, p_{xs}, p_{ys}). \quad (15)$$

Although this is what could be called the standard approach to determining collisionless equilibria it does not cover all possible cases for even one-dimensional equilibria. This problem has already been pointed out by Grad [20] and as we will discuss in a bit more detail later, the method is, for example, unable to represent multiple current sheet cases or certain classes of asymmetric current sheets. Especially in the case of asymmetric current sheets there have been recent developments to calculate VM equilibria of asymmetric collisionless current sheets that are based on taking some aspects of the characteristics into account (see e.g. [21, 22]).

One can define two different approaches to the VM equilibrium problem. The first one, which we will call the ‘forward’ approach starts by specifying the equilibrium distribution functions $F_s(H_s, p_{xs}, p_{ys})$. One can then calculate the charge and current densities as functions of the electric and vector potentials,

$$\rho(\Phi, A_x, A_y) = \sum_s q_s \int F_s(H_s, p_{xs}, p_{ys}) d^3v, \quad (16)$$

$$j_x(\Phi, A_x, A_y) = \sum_s q_s \int v_x F_s(H_s, p_{xs}, p_{ys}) d^3v, \quad (17)$$

$$j_y(\Phi, A_x, A_y) = \sum_s q_s \int v_y F_s(H_s, p_{xs}, p_{ys}) d^3v. \quad (18)$$

Instead of solving Gauss’ law explicitly the assumption of quasi-neutrality is an excellent approximation if the typical length scales of the plasma are much larger than the Debye length. Mathematically this means that one sets the charge density to zero and determines Φ as a function of A_x and A_y (see e.g. [2, 23]; also [3] for a detailed discussion). Using $\Phi(A_x, A_y)$ in the expressions for j_x and j_y , Ampère’s law in the

form of equations (10) and (11) becomes a set of two coupled second order ordinary differential equations, which can be solved by standard methods subject to appropriate boundary conditions, thus determining $A_x(z)$ and $A_y(z)$ and by differentiation $B_x(z)$ and $B_y(z)$.

The second approach, which we will call the ‘inverse’ approach, starts from a given magnetic field profile $B_x(z)$ and $B_y(z)$ and tries to determine from this information compatible equilibrium distribution functions $F_s(H_s, p_{xs}, p_{ys})$. Two problems are immediately apparent. As already briefly discussed, there are magnetic field profiles that cannot be generated by distribution functions of the assumed form. We mentioned a couple of examples above, but it would be important to have a method to find out *a priori* whether or not a magnetic field profile is compatible with the assumed type of distribution function. We will come back to this point a bit later. The second problem is uniqueness, because there are many different distribution functions of the form $F_s(H_s, p_{xs}, p_{ys})$ which result in the same magnetic field profile. As an example, we mention the Harris sheet ($B_x(z) \propto \tanh(z/L)$) which in its original form [24] has distribution functions of the form $F_s \propto \exp[-\beta_s(H_s - u_{ys}p_{ys})]$ with $\beta_s = (k_B T_s)^{-1}$ (where T_s is the temperature of species s) and u_{ys} a constant which is equal to the bulk flow speed of species s in the y -direction. However, other forms of distribution functions for the Harris sheet magnetic field are known (e.g. [25]).

In this paper we will focus on the ‘inverse’ approach and we will choose a method which can address both of the problems discussed above. The method we will use has been suggested by Channell [26] (for earlier work using a similar approach, see [27]; see also [23, 28]). The method makes use of the fact that the current density can be directly linked to one component of the pressure tensor, which in the coordinate system we use is the P_{zz} component, defined as

$$P_{zz}(A_x, A_y) = \sum_s m_s \int v_z^2 F_s(H_s, p_{xs}, p_{ys}) d^3v. \quad (19)$$

Here, we have already taken into account that Channell’s method imposes not only quasi-neutrality, but exact neutrality ($\Phi = 0$) and hence P_{zz} will be a function of A_x and A_y only. The current density can generally be expressed as (see e.g. [3, 23])

$$j_x = \frac{\partial P_{zz}}{\partial A_x}, \quad (20)$$

$$j_y = \frac{\partial P_{zz}}{\partial A_y}, \quad (21)$$

leading to Ampère’s law taking on the form

$$\frac{d^2 A_x}{dz^2} = -\mu_0 \frac{\partial P_{zz}}{\partial A_x}, \quad (22)$$

$$\frac{d^2 A_y}{dz^2} = -\mu_0 \frac{\partial P_{zz}}{\partial A_y}. \quad (23)$$

This set of coupled ordinary differential equations is equivalent to the equation of motion of a particle in a potential, with the role of ‘time’ played by the coordinate z , the position of the particle given by $A_x(z)$ and $A_y(z)$, and the

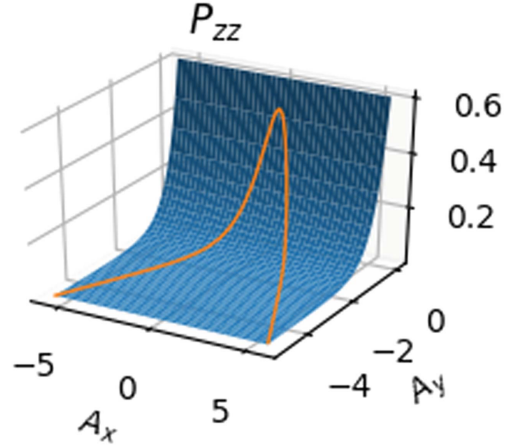


Figure 1. The surface shows $P_{zz}(A_x, A_y) = \exp(2A_y)/2$, representing the potential surface for the Harris sheet. The yellow line shows the solution $(A_x(z), A_y(z)) = (z, -\ln(\cosh(z)))$ corresponding to a (normalised) magnetic field of the form $\mathbf{B}(z) = (\tanh(z), 1, 0)$.

potential in which the particle moves given by $\mu_0 P_{zz}$. These properties of the 1D VM equilibrium problem have been noticed before by many authors (see e.g. [3] for a discussion and references).

As an example we show a surface plot for $P_{zz}(A_x, A_y)$ for the Harris sheet (figure 1). The distribution function used for the plot is $F_s(H_s, p_{xs}, p_{ys}) \propto \exp[-\beta_s(H_s - u_{ys}p_{ys})]$ which leads to $P_{zz} \propto \exp(2A_y)$ with A_y appropriately normalised. Because the potential P_{zz} depends only on one of the coordinates A_x, A_y , the particle will be able to move in the A_x direction at constant ‘velocity’ corresponding to a constant guide field $B_y = B_{y0}$. The value of this constant is determined by the initial conditions of the particle motion.

We discuss this analogy to particle motion in a potential in so much detail because it is very useful in addressing the first of the two problems mentioned above, namely to find out *a priori* what types of magnetic field profiles are inconsistent with the ‘inverse’ approach as specified so far. As an example we will use an asymmetric current sheet without guide field, i.e. with only $B_x(z) \neq 0$. Then, as in the Harris sheet case P_{zz} will only be a function of A_y . For a particle trajectory to represent a current sheet, i.e. for the magnetic field to reverse direction, the particle trajectory has to have a turning point where it stops and turns around. However, on a surface depending only on one single variable the return branch of the trajectory has to be the same as the inward part of the trajectory, hence ruling out any potential asymmetry. We remark that this changes if a guide field, even if constant, is introduced, because that opens up the possibility of making P_{zz} dependent on A_x as well (see e.g. [27, 29, 30]). Reasoning along the same lines one can, for example, rule out representing configurations such as double current sheets with this approach.

The uniqueness problem can be addressed to some extent by restricting the class of distribution function under consideration. In his method Channell [26] uses equilibrium

distribution functions of the type

$$F_s(H_s, p_{xs}, p_{ys}) = \frac{n_{0s}}{(\sqrt{2\pi} v_{th,s})^3} \exp(-\beta_s H_s) g_s(p_{xs}, p_{ys}), \quad (24)$$

with $v_{th,s} = (\beta_s m_s)^{-1/2}$ and n_{0s} a constant with the dimension of a particle density. Here, g_s is an unknown function of the canonical momenta. Before charge neutrality is imposed, P_{zz} has the form

$$P_{zz} = \sum_s \frac{1}{\beta_s} \exp(-\beta_s q_s \Phi) N_s(A_x, A_y), \quad (25)$$

with

$$N_s(A_x, A_y) = \frac{n_{0s}}{2\pi v_{th,s}^2} \int_{-\infty}^{\infty} \int_{-\infty}^{\infty} \exp \left[-\frac{\beta_s m_s}{2} (v_x^2 + v_y^2) \right] g_s(p_{xs}, p_{ys}) dv_x dv_y. \quad (26)$$

For the method to work one has to ensure that $\Phi = 0$ which implies that $N_i(A_x, A_y) = N_e(A_x, A_y) = N(A_x, A_y)$ (see e.g. [3, 31, 32]) for all possible values of A_x, A_y . This imposes additional conditions which the parameters of the distribution function have to satisfy. The neutral P_{zz} is then given by

$$P_{zz}(A_x, A_y) = \frac{\beta_e + \beta_i}{\beta_e \beta_i} N(A_x, A_y). \quad (27)$$

Using the canonical momenta instead of the velocity components as integration variables and using equation (27), (26) becomes

$$N(A_x, A_y) = \frac{n_{0s}}{2\pi m_s^2 v_{th,s}^2} \int_{-\infty}^{\infty} \int_{-\infty}^{\infty} \exp \left\{ -\frac{\beta_s}{2m_s} [(p_{xs} - q_s A_x)^2 + (p_{ys} - q_s A_y)^2] \right\} \times g_s(p_{xs}, p_{ys}) dp_{xs} dp_{ys}. \quad (28)$$

For $P_{zz}(A_x, A_y)$ a known function of A_x and A_y , this is a Fredholm integral equation of the first type that has to be solved for the unknown function $g_s(p_{xs}, p_{ys})$.

We remark that different functional dependences of the distribution function on the Hamiltonian H_s are possible, leading to integral equations with different kernels. As far as the authors are aware this possibility has not yet been investigated in much detail (except in [33]). One interesting possibility would be to consider an energy dependence leading to Kappa-type distribution functions as in e.g. [25] for the Harris sheet magnetic field.

3. Examples

In his paper, Channell [26] gives a number of examples of how his method could be used to find distribution functions for given functions $N(A_x, A_y)$. If one would like to start from a given magnetic field profile $\mathbf{B}(z) = (B_x(z), B_y(z), 0)$ there is an additional step that one has to carry out, namely to determine $N(A_x, A_y)$ and hence $P_{zz}(A_x, A_y)$ from the magnetic

field profile. The first step in this process should of course be to determine the vector potential components $A_x(z)$ and $A_y(z)$ for the given magnetic field profile. One can determine how P_{zz} varies with z along the given trajectory $A_x(z), A_y(z)$ by using macroscopic force balance which states that

$$\frac{d}{dz} \left(\frac{B_x^2(z) + B_y^2(z)}{2\mu_0} + P_{zz}(z) \right) = 0. \quad (29)$$

Integrating with respect to z and calling the integration constant P_T , one gets

$$P_{zz}(z) = P_T - \frac{B_x^2(z) + B_y^2(z)}{2\mu_0}. \quad (30)$$

Constructing a function of two variables $P_{zz}(A_x, A_y)$ defined over the complete A_x - A_y -plane from knowledge of $P_{zz}(z)$ along one single trajectory $A_x(z), A_y(z)$ is sometimes problematic due to the intrinsic non-unique nature of this task, but as we will see later this can also provide opportunities for finding more convenient solutions. We see from equation (30) that the absolute value of P_{zz} along the trajectory is determined only up to a constant, because the value of P_T is arbitrary apart from demanding that $P_{zz}(z)$ has to be positive for all z . We remark that equations (20) and (21) are constraints that also have to be satisfied, and imply that along the known trajectory not only P_{zz} is determined, but also its gradient. Apart from these constraints the surface $P_{zz}(A_x, A_y)$ can in principle be deformed arbitrarily (obviously one needs to ensure $P_{zz} > 0$).

For the remainder of this section we will focus on a particular type of current sheet magnetic fields, the so-called force-free current sheets. Force-free magnetic fields have a current density that is parallel to the magnetic field ($\mathbf{j} \parallel \mathbf{B}$), i.e. $\mu_0 \mathbf{j} = \alpha \mathbf{B}$. Here α can be either a constant, leading to linear force-free fields, or a function of position, leading to nonlinear force-free fields. Under the assumptions made we can have at most $\alpha = \alpha(z)$. In the context of the ‘inverse’ approach as discussed above the question of what type of $P_{zz}(A_x, A_y)$ functions are consistent with force-free magnetic fields has been answered in [3]. For force-free fields

$$\frac{d}{dz} \left(\frac{B_x^2(z) + B_y^2(z)}{2\mu_0} \right) = 0, \quad (31)$$

which together with the force balance equation (29) gives the condition

$$\frac{dP_{zz}}{dz} = 0, \quad (32)$$

implying that the trajectory $A_x(z), A_y(z)$ representing a force-free solution of Ampère’s law has to coincide with a contour of the P_{zz} surface.

This is, for example, satisfied by P_{zz} surfaces that are equivalent to attractive central potentials depending on $A_x^2 + A_y^2$. Such potentials have circular contours and admit circular trajectories thus satisfying the condition for force-free fields (see figure 2), actually leading to one-dimensional linear force-free fields $\mathbf{B}(z) \propto (\sin(z), \cos(z), 0)$ (modulo an

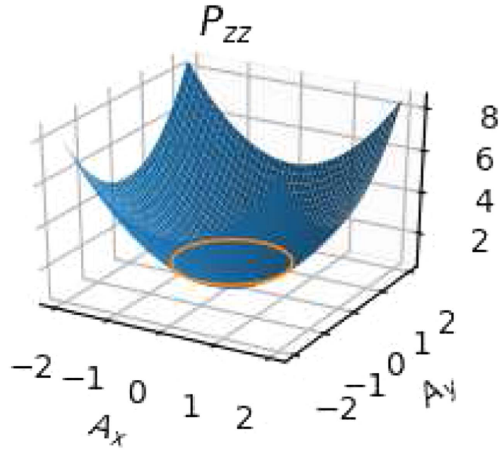


Figure 2. The surface shows $P_{zz}(A_x, A_y) \propto A_x^2 + A_y^2 + c$ and the yellow line shows the solution $(A_x(z), A_y(z)) = (\sin(z), \cos(z))$ corresponding to a (normalised) magnetic field of the form $\mathbf{B}(z) = (\sin(z), \cos(z), 0)$.

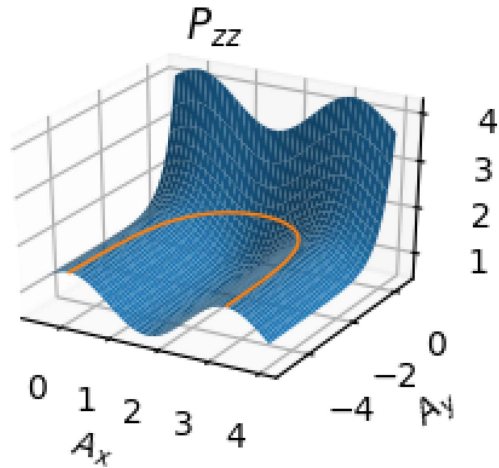


Figure 3. The surface shows the $P_{zz}(A_x, A_y)$ for the force-free Harris sheet derived in [31] and the yellow line shows the force-free solution corresponding to a contour of P_{zz} .

arbitrary phase). Distribution functions leading to linear force-free fields have been known since the 1960's (e.g. [26, 34–39]) and generally have the form $F_s(H_s, p_{xs}^2 + p_{ys}^2)$ (see e.g. [3]).

A distribution function leading to a nonlinear force-free field was first found by Harrison and Neukirch [31]. The magnetic field profile for that case was $\mathbf{B}(z) = B_0(\tanh(z), (\cosh(z))^{-1}, 0)$, with B_0 the constant value of the magnitude of the magnetic field. This magnetic field profile has been named the force-free Harris sheet, because it has the same $B_x(z)$ as the Harris sheet, but a $B_y(z)$ which renders it force-free. The form of P_{zz} found in [31] was

$$P_{zz}(A_x, A_y) = \frac{B_0^2}{2\mu_0} \left[\frac{1}{2} \cos\left(\frac{2A_x}{B_0 L}\right) + \exp\left(\frac{2A_y}{B_0 L}\right) + b \right], \quad (33)$$

with L a typical length scale (half-width) of the current sheet configuration and b representing a constant background pressure. The background pressure is needed to keep P_{zz} positive (see figure 3). The form of the distribution functions for the pressure (33) can be found and is

$$F_s = \frac{n_{0s}}{(\sqrt{2\pi} v_{th,s})^3} \exp(-\beta_s H_s) [a_s \cos(\beta_s u_{xs} p_{xs}) + \exp(\beta_s u_{ys} p_{ys}) + b_s]. \quad (34)$$

Here a_s , b_s , u_{xs} and u_{ys} are constant parameters of the problem (the other parameters have been defined before). As discussed in [31, 32] the parameters of the distribution functions have to satisfy a number of relations to on the one hand make the macroscopic parameters such as B_0 , L , and b consistent with the kinetic parameters and on the other hand to satisfy the neutrality condition $N_e(A_x, A_y) = N_i(A_x, A_y)$. One very interesting property of the distribution functions (34) is that they can have multiple maxima in velocity space in both the v_x and the v_y directions. The existence of multiple maxima in velocity space can be linked to the width of the current sheet. The condition for the distribution function (34) to have only a single maximum in v_x was derived in [32] to be

$$b_s > \frac{1}{2} \exp\left(\frac{u_{xs}^2}{v_{th,s}^2}\right) \left(\frac{u_{xs}^2}{v_{th,s}^2} + 1\right). \quad (35)$$

One can also show that

$$\frac{u_{xs}^2}{v_{th,s}^2} = 4 \frac{r_{g,s}^2}{L^2}, \quad (36)$$

where $r_{g,s} = m_s v_{th,s} / (e B_0)$ is the thermal gyroradius of species s . If we assume that all parameters except L and u_{xs} are fixed, one sees that a decrease in the current sheet width L corresponds to an increase in u_{xs} , which will eventually lead to a violation of condition (35) and hence multiple maxima in the v_x direction (for a detailed discussion see [32]).

A number of important extensions have been made to this first nonlinear force-free collisionless current sheet equilibrium. The non-uniqueness of the ‘inverse’ approach was shown by Wilson and Neukirch [33] who showed that the P_{zz} given in equation (33) can be obtained with distribution functions that have a different dependence on the Hamiltonian H_s than in equation (34), but the same dependence on the canonical momenta. It was also shown in [40] how the force-free Harris sheet distribution function (34) can be generalised to the relativistic regime.

An important extension to previous work was made by Abraham-Shrauner [41], who generalised the approach to a whole family of magnetic field profiles of the form

$$\mathbf{B}(z) = B_0(\text{sn}(z/L; k), \text{cn}(z/L; k), 0), \quad (37)$$

where $\text{sn}(x; k)$ and $\text{cn}(x; k)$ are Jacobian elliptic functions, with $0 \leq k \leq 1$ the modulus. This magnetic field profile includes the previously known cases of the linear force-free field in the limit $k \rightarrow 0$ and of the force-free Harris sheet in

the limit $k \rightarrow 1$ (see e.g. [42]). The function P_{zz} takes the form

$$P_{zz} = \frac{B_0^2}{2\mu_0} \left[b - \frac{3}{2} - \frac{1}{2k^2} \cos\left(\frac{2kA_x}{B_0L} - k\pi\right) - \frac{1}{4} \left(\frac{1}{k} + 1\right)^2 \exp\left(\frac{2kA_y}{B_0L}\right) + \frac{1}{4} \left(\frac{1}{k} - 1\right)^2 \exp\left(-\frac{2kA_y}{B_0L}\right) \right], \quad (38)$$

with the distribution function given by

$$F_s(H_s, p_{xs}, p_{ys}) = \frac{n_{0s} \exp(-\beta_s H_s)}{(\sqrt{2\pi} v_{th,s})^3} \times [a_{0s} + a_{1s} \cos(k\beta_s u_{xs} p_{xs} - k\pi) + a_{2s} \exp(k\beta_s u_{ys} p_{ys}) + a_{3s} \exp(-k\beta_s u_{ys} p_{ys})], \quad (39)$$

with a_{is} constant parameters. Not surprisingly, the velocity space structure of these distribution functions is of similar complexity to that of the force-free Harris sheet.

Another important generalisation to the case of the force-free Harris sheet was made by Kolotkov *et al* [43]. Distribution functions of the type (34) as well as those derived in [33] not only lead to a constant P_{zz} along the force-free solution, but also to a constant particle density and consequently to a constant temperature (if defined by the ratio of P_{zz} and the particle density). However, a constant P_{zz} at the macroscopic level could also be achieved by letting both the particle density and the temperature vary, but keeping their product constant. This is exactly what was achieved in [43] by using modified distribution functions of the form

$$F_s = \frac{n_{0s}}{(\sqrt{2\pi} v_{th,s})^3} \{ \gamma^{3/2} \exp(-\gamma\beta_s H_s) [a_s \cos(\gamma\beta_s u_{xs} p_{xs}) + b_s] + \exp(-\beta_s H_s) \exp(\beta_s u_{ys} p_{ys}) \}, \quad (40)$$

with an additional parameter γ introduced to allow different parts of the distribution function to have different energy dependence (for a similar approach in a different context see e.g. [28, 44]). The macroscopic form of $P_{zz}(A_x, A_y)$ given in equation (33) does not change, but some of the relations between microscopic and macroscopic parameters are modified due to the additional dependence of the distribution function on γ .

One of the shortcomings of all nonlinear force-free cases discussed so far is that they all have a plasma beta that is larger than unity ($\beta_{pl} > 1$; for discussion see e.g. [45]) independently of the choice of parameters, as long as the constraint $F_s > 0$ is satisfied. This is unsatisfactory, because force-free fields are usually associated with $\beta_{pl} < 1$. One can, however, make use of the fact that $P_{zz}(A_x, A_y)$ can be changed along the lines described above. For force-free cases a mathematical formulation of this property has been given in [3] showing that a function $P_{zz}(A_x, A_y)$ that admits a force-free solution can be transformed into other functions $\bar{P}_{zz}(A_x, A_y)$ admitting the same force-free solution by

$$\bar{P}_{zz}(A_x, A_y) = \frac{1}{\psi'(P_{ff})} \psi(P_{zz}(A_x, A_y)), \quad (41)$$

where P_{ff} is the constant value of P_{zz} on the force-free contour and $\psi(x)$ is a function that is arbitrary apart from the constraint that the expression on the right hand side of equation (41) has to be positive. As noted in [45, 46] a transformation of the form

$$\psi(P_{zz}) = \exp\left[\frac{1}{P_0}(P_{zz} - P_{ff})\right], \quad (42)$$

with P_0 a positive constant pressure, leads to (using equation (41)) a transformed value of P_{zz} on the force-free contour of $\bar{P}_{ff} = P_0$, i.e. one can in principle reduce β_{pl} for the force-free solution to any value below one. Starting from equation (33), as a function of A_x and A_y , \bar{P}_{zz} becomes [45]

$$\bar{P}_{zz}(A_x, A_y) = P_0 \exp\left\{ \frac{1}{2\beta_{pl}} \left[\cos\left(\frac{2A_x}{B_0L}\right) + 2 \exp\left(\frac{2A_y}{B_0L}\right) - 1 \right] \right\}. \quad (43)$$

This form of \bar{P}_{zz} leads to a much more complicated form of equation (28) that needs to be solved, resulting in quite complex mathematical problems. In [45, 46] a solution in the form of infinite series of Hermite polynomials is found. The authors also show that the series converges for all values of β_{pl} , in particular $\beta_{pl} < 1$, and under which conditions positivity of the resulting distribution function is to be expected. So far, in all parameter regimes accessible to numerical investigation it has been found that the distribution functions have single maxima in velocity space and are not equal to, but similar to Maxwell distributions. This is a very interesting difference to the distribution function (34). It should be emphasised, however, that only a part of all possible parameter combinations has been explored so far.

To illustrate the transformation method, we will present a different transformation which also leads to force-free solutions with $\beta_{pl} < 1$, but is mathematically less demanding. The transformation we will use is simply

$$\psi(P_{zz}) = P_{zz}^2, \quad (44)$$

which leads to

$$\bar{P}_{zz} = \frac{P_{zz}^2}{2P_{ff}}, \quad (45)$$

with transformed value \bar{P}_{ff} along the force-free contour given by

$$\bar{P}_{ff} = \frac{P_{ff}^2}{2}, \quad (46)$$

i.e. the transformed β_{pl} will be half of the value of the original β_{pl} . Hence starting with a value of $\beta_{pl} < 2$ will lead to a transformed $\beta_{pl} < 1$. Starting from the P_{zz} defined in

equation (33) we get

$$\begin{aligned}\bar{P}_{zz}(A_x, A_y) &= \frac{B_0^2}{2\mu_0} \frac{1}{1+2b} \left[\frac{1}{2} \cos\left(\frac{2A_x}{B_0L}\right) + \exp\left(\frac{2A_y}{B_0L}\right) + b \right]^2 \\ &= \frac{B_0^2}{2\mu_0} \frac{1}{1+2b} \left[\frac{1}{8} + b^2 + \frac{1}{8} \cos\left(\frac{4A_x}{B_0L}\right) \right. \\ &\quad \left. + b \cos\left(\frac{2A_x}{B_0L}\right) \right. \\ &\quad \left. + 2b \exp\left(\frac{2A_y}{B_0L}\right) + \cos\left(\frac{2A_x}{B_0L}\right) \exp\left(\frac{2A_y}{B_0L}\right) \right. \\ &\quad \left. + \exp\left(\frac{4A_y}{B_0L}\right) \right].\end{aligned}\quad (47)$$

Solving equation (28) we obtain distribution functions of the form

$$\begin{aligned}F_s &= \frac{n_{0s}}{(\sqrt{2\pi} v_{th,s})^3} e^{-\beta_s H_s} \\ &\times [a_{1s} \cos(2\beta_s u_{xs} p_{xs}) + a_{2s} \exp(2\beta_s u_{ys} p_{ys}) \\ &+ a_{3s} \cos(\beta_s u_{xs} p_{xs}) \exp(\beta_s u_{ys} p_{ys}) + a_{4s} \cos(\beta_s u_{xs} p_{xs}) \\ &+ a_{5s} \exp(\beta_s u_{ys} p_{ys}) + a_{6s}],\end{aligned}\quad (48)$$

with

$$\begin{aligned}-e\beta_e |u_{xe}| &= e\beta_i |u_{xi}| = \frac{2}{B_0L} = -e\beta_e u_{ye} \\ &= e\beta_i u_{yi} \Rightarrow |u_{xs}| = u_{ys},\end{aligned}\quad (49)$$

$$n_{0e} = n_{0i} = n_0, \quad (50)$$

$$n_0 \frac{\beta_e + \beta_i}{\beta_e \beta_i} = \frac{B_0^2}{2\mu_0} \frac{1}{1+2b}, \quad (51)$$

$$a_{1e} \exp\left(-\frac{2u_{xe}^2}{v_{th,e}^2}\right) = a_{1i} \exp\left(-\frac{2u_{xi}^2}{v_{th,i}^2}\right) = \frac{1}{8}, \quad (52)$$

$$a_{2e} \exp\left(\frac{2u_{ye}^2}{v_{th,e}^2}\right) = a_{2i} \exp\left(\frac{2u_{yi}^2}{v_{th,i}^2}\right) = 1, \quad (53)$$

$$a_{3e} = a_{3i} = 1, \quad (54)$$

$$a_{4e} \exp\left(-\frac{u_{xe}^2}{2v_{th,e}^2}\right) = a_{4i} \exp\left(-\frac{u_{xi}^2}{2v_{th,i}^2}\right) = b, \quad (55)$$

$$a_{5e} \exp\left(\frac{u_{ye}^2}{2v_{th,e}^2}\right) = a_{5i} \exp\left(\frac{u_{yi}^2}{2v_{th,i}^2}\right) = 2b, \quad (56)$$

$$a_{6e} = a_{6i} = b^2 + \frac{1}{8}, \quad (57)$$

so that $N_e = N_i$ and the macroscopic expression for \bar{P}_{zz} matches the expression calculated from the v_z^2 moment of the distribution function (48).

One has to ensure that $F_s > 0$ for all p_{xs} , p_{ys} and that leads to certain restrictions on the parameter values if one also wants to ensure that $P_{ff} < 2$. For example, one has to have $b < 3/2$ and $u_{xi}^2/v_{th,i}^2$ has to be approximately smaller than 1.2. Contrary to the work by Allanson and co-workers

[45, 46], there is no issue with convergence of an infinite series. A preliminary study of the distribution functions for this case for $\beta_{pl} < 1$ has only found distribution functions which have a single maximum in velocity space and seem to be quite close to Maxwellian distribution functions (see figure 4 for an example). Further and more detailed investigations will have to be carried out to see whether this is the case for all parameter combinations with $\beta_{pl} < 1$ or whether there are cases with $\beta_{pl} < 1$ and distributions functions with multiple maxima in velocity space. We would like to emphasise that while the transformation consists simply of squaring P_{zz} , it is not the case that the distribution function is simply squared as well. By trial and error, we have found some examples of multi-peaked distribution functions for transformed cases with $\beta_{pl} > 1$, but the plasma beta had to be greater than approximately 2.5. Due to the larger number of terms in the distribution function for the transformed case it is not at all clear whether an analytical criterion such as equation (35) for the original, untransformed case, can also be found for the transformed case. Also, no immediate conclusions for the distribution function of the transformed case can be drawn from the fact that the distribution function for the untransformed case can have multiple maxima. However, for the case shown in figure 4, the parameter b_s in equations (34) and (35) corresponds to a_{6s} in equation (48). If we choose the same parameters as used in figure 4 for the transformed case in the original distribution function (34) (setting $b_s = a_{6s}$), we would find that the original distribution function would also only have a single maximum in v_x . As stated above, the possible parameter choices for the transformed case are to some extent influenced by the fact that the distribution functions have to be positive and one could speculate that this restriction might play a role in the possible velocity space structures of the distribution functions. It is definitely interesting that so far all equilibrium distribution functions that have been investigated for the cases of the force-free Harris sheet magnetic fields with a $\beta_{pl} < 1$ have a relatively simple structure in velocity space, but it is too early to conclude that this is always the case.

4. Discussion and conclusions

In this paper we have presented a general overview of relatively recent work on the ‘inverse’ problem for collisionless current sheet equilibria, focussing on one-dimensional force-free equilibria in Cartesian coordinates. A natural question is whether this can be extended to other geometries, e.g. rotationally symmetric equilibria representing flux tubes and some work in this direction has been undertaken [5, 6].

An important application for collisionless current sheet models are plasma and magnetic field structures in planetary magnetospheres and a large amount of work on collisionless equilibria in general has been done in this area (see e.g. [2, 8, 10, 29] for overviews and [5, 10, 47–51] for recent work).

Collisionless plasma equilibria are also used as a starting point for numerical investigations of dynamical plasma

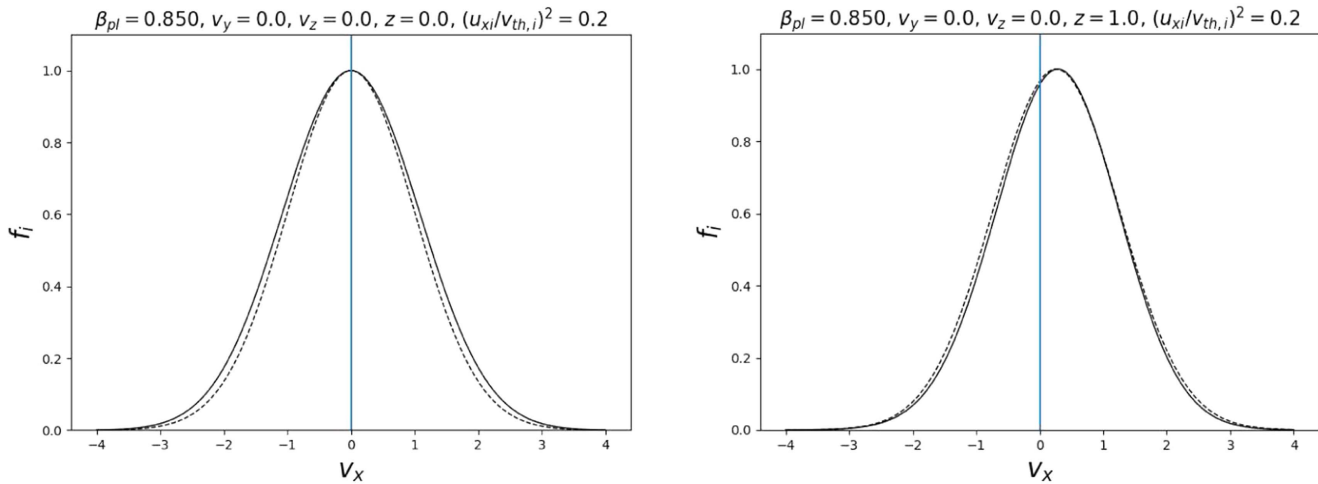


Figure 4. Plot of the distribution function (48) for ions against v_x (with $v_y = v_z = 0$) for $z = 0$ (left panel) and $z = 1.0$ (right panel). The distribution function has been normalised so that its maximum is one. The parameter values used in these plots are $b = 1.2$, $\beta_{pl} = 0.5(0.5 + b) = 0.85$ and $u_{xi}^2 v_{th,i}^{-2} = 0.2$. For comparison the dashed line in each plot shows a Maxwellian distribution function with a maximum value of one, for the same thermal velocity and shifted by the mean flow velocity in the v_x -direction. The differences are noticeable, but relatively small.

processes such as magnetic reconnection (e.g. [52]). In many cases the Harris sheet with a constant guide field is used as the underlying equilibrium but force-free magnetic field configurations have recently been used more often as starting point for investigations, for example using particle-in-cell (PIC) simulations. PIC simulations starting with linear force-free fields and the corresponding exact equilibrium distribution functions have been carried out by a number of authors (see e.g. [39, 53–56]). Simulations have also been done for the force-free Harris sheet, but usually with initial distribution functions that are Maxwell–Boltzmann distributions shifted by the macroscopic bulk flow of the particle species (e.g. [57–63]). Other authors used the bi-Maxwellian self-consistent equilibrium distribution function for linear force-free fields (e.g. [34, 35, 39]) to initialise their simulations (e.g. [64, 65]). The equilibrium distribution function for the force-free Harris sheet found in [31] has been used as initial equilibrium for PIC simulations in [66] (see also [56]). It is interesting that the results of most of these simulations with regards to the properties of collisionless reconnection agree despite the differences in the simulation set-up both regarding the initial conditions and the simulation parameters.

On the other hand, the results by Allanson and co-workers [45, 46] as well as the (preliminary) results for the quadratic transformation presented in this paper seem to suggest that there are equilibrium distribution functions for the force-free Harris sheet in the regime with $\beta_{pl} < 1$ that do not deviate massively from shifted Maxwellian distribution functions. This could explain why a set-up using shifted Maxwellians might be justified, although this needs to be investigated in more detail in the future.

One other interesting question that would be worth addressing in the future concerns the non-uniqueness of the ‘inverse’ problem. In particular, in cases where several distribution functions are known for the same magnetic field profile, it would be interesting to know which of those

distribution functions is in any way ‘preferred’. A first step would be a linear stability analysis and one would intuitively assume that, for example, multi-peaked distribution functions would be subject to micro-instabilities. However, it would also be of value to think about criteria which would help to select equilibrium distribution functions according to, for example, a (nonlinear) energy principle.

Acknowledgments

The authors acknowledge financial support by the UK Science and Technology Facilities Council Consolidated Grants ST/K000950/1 and ST/N000609/1, as well as Doctoral Training Grant ST/K502327/1. OA also acknowledges support by the UK Natural Environment Research Council Grant NE/P017274/1.

ORCID iDs

T Neukirch  <https://orcid.org/0000-0002-7597-4980>

References

- [1] Biskamp D 2000 *Magnetic Reconnection in Plasmas* (Cambridge, UK: Cambridge University Press)
- [2] Schindler K 2007 *Physics of Space Plasma Activity* (Cambridge: Cambridge University Press)
- [3] Harrison M G and Neukirch T 2009 *Phys. Plasmas* **16** 022106
- [4] Kocharovsky V V, Kocharovsky V V, Martyanov V Y and Tarasov S V 2017 *Phys.—Usp.* **59** 1165
- [5] Vinogradov A A, Vasko I Y, Artemyev A V, Yushkov E V, Petrukovich A A and Zelenyi L M 2016 *Phys. Plasmas* **23** 072901

- [6] Allanson O, Wilson F and Neukirch T 2016 *Phys. Plasmas* **23** 092106
- [7] Schindler K and Birn J 2002 *J. Geophys. Res. (Space Phys.)* **107** 20-1
- [8] Zelenyi L M, Malova H V, Artemyev A V, Popov V Y and Petrukovich A A 2011 *Plasma Phys. Rep.* **37** 118–60
- [9] Mingalev O V, Mingalev I V, Mel'nik M N, Artemyev A V, Malova H V, Popov V Y, Chao S and Zelenyi L M 2012 *Plasma Phys. Rep.* **38** 300–14
- [10] Artemyev A and Zelenyi L 2013 *Space Sci. Rev.* **178** 419–40
- [11] Vasko I Y, Artemyev A V, Popov V Y and Malova H V 2013 *Phys. Plasmas* **20** 022110
- [12] Tasso H and Throumoulopoulos G 2014 *Eur. Phys. J. D* **68** 175
- [13] Catapano F, Artemyev A V, Zimbardo G and Vasko I Y 2015 *Phys. Plasmas* **22** 092905
- [14] Davidson R C 2001 *Physics of Nonneutral Plasmas* (Singapore: World Scientific)
- [15] Kropotkin A P and Domrin V I 1996 *J. Geophys. Res.* **101** 19893–902
- [16] Kropotkin A P, Malova H V and Sitnov M I 1997 *J. Geophys. Res.* **102** 22099–106
- [17] Sitnov M I, Zelenyi L M, Malova H V and Sharma A S 2000 *J. Geophys. Res.* **105** 13029–44
- [18] Sitnov M I, Guzdar P N and Swisdak M 2003 *Geophys. Res. Lett.* **30** 45-1
- [19] Artemyev A V 2011 *Phys. Plasmas* **18** 022104
- [20] Grad H 1961 *Phys. Fluids* **4** 1366–75
- [21] Belmont G, Aunai N and Smets R 2012 *Phys. Plasmas* **19** 022108
- [22] Dorville N, Belmont G, Aunai N, Dargent J and Rezeau L 2015 *Phys. Plasmas* **22** 092904
- [23] Mynick H E, Sharp W M and Kaufman A N 1979 *Phys. Fluids* **22** 1478–84
- [24] Harris E G 1962 *Nuovo Cimento* **23** 115
- [25] Fu W Z and Hau L N 2005 *Phys. Plasmas* **12** 070701
- [26] Channell P J 1976 *Phys. Fluids* **19** 1541–5
- [27] Alpers W 1969 *Astrophys. Space Sci.* **5** 425–37
- [28] Mottez F 2003 *Phys. Plasmas* **10** 2501–8
- [29] Roth M, de Keyser J and Kuznetsova M M 1996 *Space Sci. Rev.* **76** 251–317
- [30] Allanson O, Neukirch T, Hodgson J, Wilson F and Liu Y H 2017 *Geophys. Res. Lett.* **44** 8685–95
- [31] Harrison M G and Neukirch T 2009 *Phys. Rev. Lett.* **102** 135003
- [32] Neukirch T, Wilson F and Harrison M G 2009 *Phys. Plasmas* **16** 122102
- [33] Wilson F and Neukirch T 2011 *Phys. Plasmas* **18** 082108
- [34] Moratz E and Richter E W 1966 *Z. Natforsch. A* **21** 1963
- [35] Sestero A 1967 *Phys. Fluids* **10** 193–7
- [36] Bobrova N A and Syrovatskiĭ S I 1979 *Sov. J. Exp. Theor. Phys. Lett.* **30** 535
- [37] Correa-Restrepo D and Pfirsch D 1993 *Phys. Rev. E* **47** 545–63
- [38] Attico N and Pegoraro F 1999 *Phys. Plasmas* **6** 767–70
- [39] Bobrova N A, Bulanov S V, Sakai J I and Sugiyama D 2001 *Phys. Plasmas* **8** 759–68
- [40] Stark C R and Neukirch T 2012 *Phys. Plasmas* **19** 012115
- [41] Abraham-Shrauner B 2013 *Phys. Plasmas* **20** 102117
- [42] NIST Digital Library of Mathematical Functions <http://dlmf.nist.gov/>, Release 1.0.9 of 2014-08-29 online companion to [67] <http://dlmf.nist.gov/>
- [43] Kolotkov D Y, Vasko I Y and Nakariakov V M 2015 *Phys. Plasmas* **22** 112902
- [44] Génot V, Mottez F, Fruit G, Louarn P, Sauvaud J A and Balogh A 2005 *Planet. Space Sci.* **53** 229–35
- [45] Allanson O, Neukirch T, Wilson F and Troscheit S 2015 *Phys. Plasmas* **22** 102116
- [46] Allanson O, Neukirch T, Troscheit S and Wilson F 2016 *J. Plasma Phys.* **82** 905820306
- [47] Panov E V, Artemyev A V, Nakamura R and Baumjohann W 2011 *J. Geophys. Res. (Space Phys.)* **116** A12204
- [48] Malova H V, Popov V Y, Mingalev O V, Mingalev I V, Mel'nik M N, Artemyev A V, Petrukovich A A, Delcourt D C, Shen C and Zelenyi L M 2012 *J. Geophys. Res. (Space Phys.)* **117** A04212
- [49] Artemyev A V, Vasko I Y and Kasahara S 2014 *Planet. Space Sci.* **96** 133–45
- [50] Vasko I Y, Artemyev A V, Petrukovich A A and Malova H V 2014 *Ann. Geophys.* **32** 1349–60
- [51] Petrukovich A, Artemyev A, Vasko I, Nakamura R and Zelenyi L 2015 *Space Sci. Rev.* **188** 311–37
- [52] Hesse M, Neukirch T, Schindler K, Kuznetsova M and Zenitani S 2011 *Space Sci. Rev.* **160** 3–23
- [53] Li H, Nishimura K, Barnes D C, Gary S P and Colgate S A 2003 *Phys. Plasmas* **10** 2763–71
- [54] Nishimura K, Gary S P, Li H and Colgate S A 2003 *Phys. Plasmas* **10** 347–56
- [55] Bowers K and Li H 2007 *Phys. Rev. Lett.* **98** 035002
- [56] Harrison M 2009 Equilibrium and dynamics of collisionless current sheets *PhD Thesis* The University of St Andrews (<https://research-repository.st-andrews.ac.uk/bitstream/handle/10023/705/Michael%20G.%20Harrison%20PhD%20thesis.PDF?>)
- [57] Hesse M, Kuznetsova M, Schindler K and Birn J 2005 *Phys. Plasmas* **12** 100704
- [58] Liu Y H, Daughton W, Karimabadi H, Li H and Roytershteyn V 2013 *Phys. Rev. Lett.* **110** 265004
- [59] Guo F, Li H, Daughton W and Liu Y H 2014 *Phys. Rev. Lett.* **113** 155005
- [60] Guo F, Liu Y H, Daughton W and Li H 2015 *Astrophys. J.* **806** 167
- [61] Liu Y H, Hesse M and Kuznetsova M 2015 *J. Geophys. Res. (Space Phys.)* **120** 7331–41
- [62] Guo F, Li X, Li H, Daughton W, Zhang B, Lloyd-Ronning N, Liu Y H, Zhang H and Deng W 2016 *Astrophys. J. Lett.* **818** L9
- [63] Guo F, Li H, Daughton W, Li X and Liu Y H 2016 *Phys. Plasmas* **23** 055708
- [64] Zhou F, Huang C, Lu Q, Xie J and Wang S 2015 *Phys. Plasmas* **22** 092110
- [65] Fan F, Huang C, Lu Q, Xie J and Wang S 2016 *Phys. Plasmas* **23** 112106
- [66] Wilson F, Neukirch T, Hesse M, Harrison M G and Stark C R 2016 *Phys. Plasmas* **23** 032302
- [67] Olver F W J, Lozier D W, Boisvert R F and Clark C W (ed) 2010 *NIST Handbook of Mathematical Functions* (New York, NY: Cambridge University Press) print companion to [42]