

Transition metal-free, visible-light mediated synthesis of 1,10-phenanthroline derived ligand systems

Article

Accepted Version

Edwards, A. C., Geist, A., Müllich, U., Sharrad, C. A., Pritchard, R. G., Whitehead, R. C. and Harwood, L. M. ORCID: <https://orcid.org/0000-0002-8442-7380> (2017) Transition metal-free, visible-light mediated synthesis of 1,10-phenanthroline derived ligand systems. *Chemical Communications*, 53 (58). pp. 8160-8163. ISSN 1359-7345 doi: 10.1039/c7cc03903d Available at <https://centaur.reading.ac.uk/71404/>

It is advisable to refer to the publisher's version if you intend to cite from the work. See [Guidance on citing](#).

To link to this article DOI: <http://dx.doi.org/10.1039/c7cc03903d>

Publisher: The Royal Society of Chemistry

All outputs in CentAUR are protected by Intellectual Property Rights law, including copyright law. Copyright and IPR is retained by the creators or other copyright holders. Terms and conditions for use of this material are defined in the [End User Agreement](#).

www.reading.ac.uk/centaur

CentAUR

Central Archive at the University of Reading

Reading's research outputs online

Transition Metal-Free, Visible-Light Mediated Synthesis of 1,10-Phenanthroline Derived Ligand Systems

Received 00th January 20xx,
Accepted 00th January 20xx

DOI: 10.1039/x0xx00000x

www.rsc.org/

Alyn C. Edwards,^a Andreas Geist,^b Udo Müllich,^b Clint A. Sharrad,^c Robin G. Pritchard,^a Roger C. Whitehead,^a and Laurence M. Harwood^{*d}

A broad range of 1,10-phenanthroline substrates was efficiently C-H functionalised, providing rapid, gram-scale access to substituted heteroaromatic cores of broad utility. Furthermore, this C-H functionalisation pathway was extended to the synthesis of previously inaccessible, ultra-soluble, 2,9-bis-triazinyl-1,10-phenanthroline (BTPhen) ligands for advanced nuclear fuel cycles.

The heteroaromatic, 1,10-phenanthroline scaffold is a ubiquitous structural motif in chelating agents, herbicides, luminescent materials and supramolecular assemblies.^{1–9} The *cis*-locked nature of the 1,10-phenanthroline core provides several distinct chemical and structural advantages over the more common 2,2'-bis-pyridyl system, including enhanced metal-ion complexation kinetics¹⁰ and nucleic acid intercalation potential.^{11,12} The development of synthetic methods for the selective functionalisation of the tricyclic-scaffold has the potential to augment and expand such applications. Since its development over 40 years ago,^{13,14} Minisci-type α -C-H functionalisation has undergone a remarkable renaissance^{15–18} and now acts as a mainstay transformation in the development of new, medically active pharmacophores.^{19–22} In more recent years, visible-light photoredox catalysis has emerged as a powerful alternative to traditional Minisci-type C-H-functionalisation, allowing selective and highly efficient heteroarylation reactions to proceed at ambient temperatures. A vast array of non-conventional, synthetic transformations has since been achieved using photocatalysis and a diverse number of α -carbon-centered radical coupling partners including acids,^{14,19,23} amines,^{24,25} amides^{26–30} (Fig. 1), ethers^{31–33}, sulfonamides³⁴ and boronic acids^{35–37}.

Despite their many advantages, a large number of photoredox-catalysis methodologies involve the use of rare, expensive and toxic transition-metal catalysts, making them unsuitable for industrial deployment.^{38–41} More recent research efforts have focused on the generation of the sulfate radical anion ($\text{SO}_4^{\bullet-}$) using visible-light and persulfate salts ($\text{S}_2\text{O}_8^{2-}$), providing scalable, metal-free, hydrogen-atom transfer (HAT) induced couplings.^{29,42}

In spite of such advances, only a limited number of Minisci-type, C-H-functionalisation methods have been applied to 1,10-phenanthroline substrates.⁴³ One of the most recently

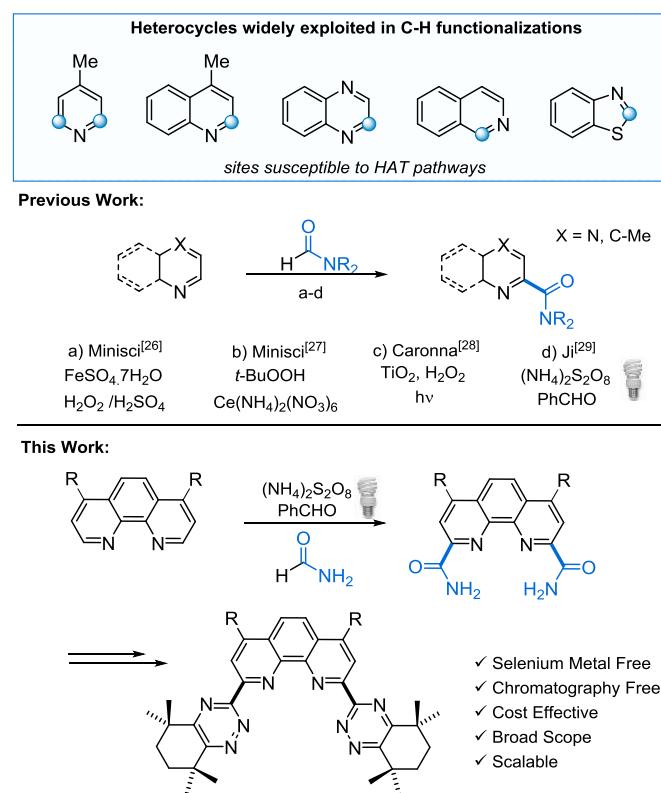


Fig. 1. Photoredox mediated C-H functionalisations.

^a School of Chemistry, The University of Manchester, Oxford Road, Manchester, M13 9PL, UK. E-mail: roger.whitehead@manchester.ac.uk

^b Karlsruhe Institute of Technology (KIT), Institute for Nuclear Waste Disposal (INE), Karlsruhe, Germany. E-mail: andreas.geist@kit.edu

^c School of Chemical Engineering, The University of Manchester, Oxford Road, Manchester, M13 9PL, UK. E-mail: clint.a.sharrad@manchester.ac.uk

^d Department of Chemistry, The University of Reading, Whiteknights, Reading, RG6 6AD, UK. E-mail: l.m.harwood@reading.ac.uk

† Electronic Supplementary Information (ESI) available: Full synthetic details, key NMR spectra, solvent extraction procedures and additional data, TRLFS setup and procedures and X-ray crystallographic data. See DOI: 10.1039/x0xx00000x

reported Minisci-type protocols to include a phenanthroline derivative was reported by Molander *et al.*, and employed Fukuzumi's organophotocatalyst and a range of alkyltrifluoroborates in the presence of stoichiometric $K_2S_2O_8$.⁴² We recognised the potential for such a protocol and set out to broaden the range of heteroaromatic moieties amenable to visible-light promoted photo-functionalisation. Herein, we report the highly efficient functionalisation of 1,10-phenanthroline substrates using a transient α -amido radical under mild, metal-free conditions (Fig. 1). Furthermore, we report the application of this protocol towards a significantly improved synthesis of bis-triazinyl-1,10-phenanthroline ligands.

We initially commenced our studies with more traditional Minisci couplings employing cyclic ethers and peroxides and were able to bis- α -alkylate 3,4,7,8-tetramethyl-1,10-phenanthroline with 1,3,5-trioxane in 49 % yield.⁴⁴ Although these methodologies provided the desired target molecules, their inefficiencies were soon realised. The chemical lability of 1,3,5-trioxane presented a number of challenges including polymerisation and premature hydrolysis; whilst the need to heat stoichiometric quantities of peroxide to high temperatures proved undesirable. In light of these findings, alternative functionalisation protocols were explored. In particular, we found the use of persulfate salt based initiators to be highly attractive due to their low-cost and variable modes of initiation. We were particularly interested in the installation of nitrile moieties, a common precursor to many heterocyclic cores^{45–47} and a prevalent motif throughout the pharmaceutical industry.^{48,49} Thus, we deduced that amide coupling partners would provide the most efficient access to nitrile bearing frameworks.

The first selective carbomoylation of heteroaromatic bases was reported in 1970 by Minisci and employed metallic salts and peroxides.²⁶ Since then, new and improved methodologies have been reported including a visible-light mediated methodology, employing a benzaldehyde photosensitiser, which was found to promote the decomposition of persulfate and thus the generation of the nucleophilic radical species.²⁹ We applied a modified procedure to our model 4,7-bis-chloro substrate (**1a**) and the desired bis-amido heteroarene (**2a**) was obtained in 82 % yield following irradiation of $(NH_4)_2S_2O_8$, benzaldehyde and formamide with a 23 W compact fluorescent lamp (CFL). Furthermore, analytically pure **2a** was isolated following a simple filtration and trituration with water and diethyl ether. This protocol was then applied to a diverse range of substrates, which were commercially available or accessible via simple one-step modifications (Table 1). Firstly, a number of versatile halogenated materials including the unsymmetrical 7-chloro (**1b**) and symmetrical 4,7-bromo (**1c**) substrates were studied, providing yields of 88 % and 78 %, respectively. In an attempt to isolate 2,9-bis-amido-1,10-phenanthroline selectively, our procedure was applied to the parent 1,10-phenanthroline core. Even after the addition of 2 equivalents of H_2SO_4 , none of the desired 2,9-amido product was obtained. We then set out to achieve the first reported tetra-formamidation. Gratifyingly, the desired tetra-amido

product (**2d**) was obtained in 68 % yield. To examine the effects of 3,8-functionalisation on this transformation, both the 4,7-bis-methyl (**2e**, 75 %) and 3,4,7,8-tetra-methyl (**2f**, 62 %) systems were compared. This 13 % variance in yield may be a result of both increased steric congestion and electron density in the latter. Following this, the substrate series was expanded to incorporate aromatic functionalised systems. The isomeric, aromatic bearing substrates **1g** and **1h** were successfully α/γ -C-H-functionalised in 75 % and 84 % yields, respectively. The increased yield of **2h** versus **2g** may be attributed to the increased solubility and thus homogeneity of the reaction mixture. Novel bis-(4'-*t*-Bu-phenyl) **1i** was synthesised in 84 % yield from commercially available **1a**, via Suzuki-Miyaura cross-coupling. Subsequent formamidation provided the desired target **2i** in 65 %. The 4,7-bis-methoxy substrate (**1j**) was also successfully α -C-H functionalised albeit in a modest 53 % yield. Notably, no competing abstraction of the additional α -oxy C-H moieties was observed.

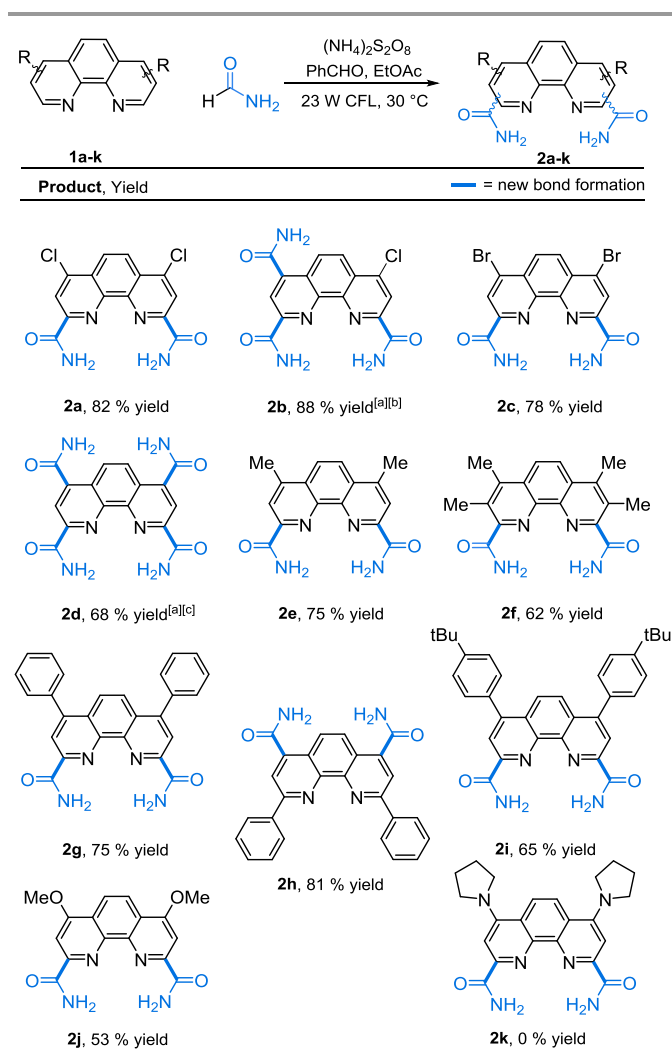
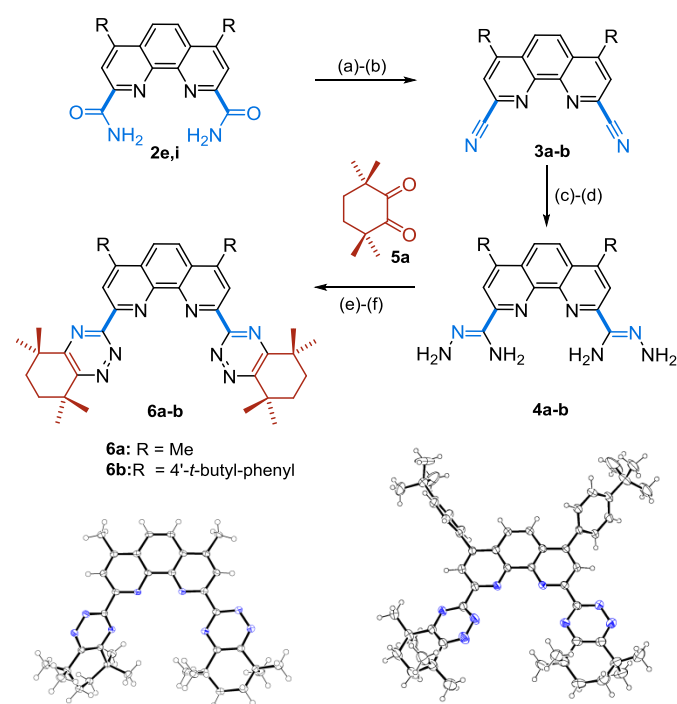


Table 1: Additional 1,10-phenanthroline substrates employed in the photoredox-mediated α/γ -C-H functionalisations. Reagents and conditions: phenanthroline (1 equiv.), $(NH_4)_2S_2O_8$ (6 equiv.), benzaldehyde (2.0 equiv.), EtOAc: formamide (1:1), 30 °C. [a] Reagents scaled to account for additional C-H sites. [b] Spiked with additional benzaldehyde. [c] H_2SO_4 (2 eqvs.) added to promote selective α -functionalisation.

Finally, to explore the substrate tolerance of this methodology further, the pyrrolidine functionalised substrate **1k** was synthesised from **1a**. In this instance, the presence of multiple, α -C-H moieties gave rise to a variety of additional, unwanted side-reactions and none of the desired **2k** was recovered.

Analysis of the resulting experimental yields reiterates the enhanced susceptibility of electron deficient ring systems towards nucleophilic radical addition. The 4,7 and 7-chloro substrates provided the most efficient conversion whilst the 4,7-methoxy bearing system provided the lowest yield of product. This procedure was found to be amenable to scale-up and targets **2e**, **2f**, **2g** and **2i** were readily prepared in multi-gram quantities. The efficient γ -functionalisation exemplified by substrates **2b**, **2d** and **2h** provides a facile route to the immobilisation of 1,10-phenanthroline cores onto a variety of membranes, 2D materials and solid-supports.

The potential for this visible-light promoted functionalisation to provide access to previously inaccessible, CyMe₄-BTPPh analogues was then examined (Scheme 1). Synthetic precursors **2e** and **2i** were dehydrated using *in-situ* generated Vilsmeier-Haack reagent to provide bis-nitriles (**3a** and **3b**) in 63 % and 85 % yields, respectively. Further reaction of substrates **3a** and **3b** with N₂H₄·H₂O at ambient temperature, yielded bis-aminohydrazides **4a** (72 %) and **4b** (95 %). Final coupling with diketone **5a** furnished the desired CyMe₄-BTPPh analogues **6a** and **6b** in overall yields of 30 % and 36 %, respectively.



Scheme 1. Synthetic route to CyMe₄-BTPPh derivatives. Reagents and conditions: (a)(i) (COCl)₂, DMF, 0 °C, 5 h; (ii) pyridine, 25 °C, 1 h, 77 %; (b)(i) (COCl)₂, DMF, 0 °C, 6 h; (ii) pyridine, 25 °C, 1 h, 85 %; (c)(i) N₂H₄·H₂O, EtOH, 25 °C, 72 h, 72 %; d(i) N₂H₄·H₂O, EtOH, 25 °C, 72 h, 95 %; (e)(i) **3e** (2.2 eqvs), EtOH, 78 °C, 3 h, 71 %; (f)(i) **3e** (2.2 eqvs), EtOH, 78 °C, 3 h, 68 %. X-ray crystallographic structures of ligands (**6a**) and (**6b**) are shown. Thermal ellipsoids are shown at 50 % probability. Additional solvent molecules are omitted for clarity.

This new, scalable, visible-light promoted protocol provides significantly enhanced overall yields of CyMe₄-BTPPh derived compounds compared to previously reported syntheses, including the SeO₂ mediated route we previously reported.^{10,50–52} Moreover, this protocol permits access to alkyl-substituted systems without any undesired allylic oxidations.

The 1:1 complex of ligand **6a** with Eu(NO₃)₃ was prepared and characterised by single-crystal X-ray diffraction (ESI). The resulting charge neutral, 10-coordinate [Eu(**6a**)(NO₃)₃] complex is shown in Fig. S1. Comparison of this complex with that of the free ligand (**Scheme 1**) highlights the change in molecular conformation when binding to a metallic centre.

The ability of the bis-triazinyl-1,10-phenanthroline (BTPPh) ligands **6a** and **6b** to achieve actinide(III) / lanthanide(III) partitioning was then assessed using ²⁴¹Am(III) and ¹⁵²Eu(III) spiked extraction experiments. This separation is a key step in future, nuclear fuel cycles, as it allows for the recycling and reuse of the long-lived minor actinide (Am) in Generation IV reactors, reducing the radioactive burden on geological disposal facilities (GDF).^{10,53} As can be seen from Fig. 2 both ligands **6a** and **6b** gave rise to process-applicable distribution ratios ($D_{Am} \geq 50$, $D_{Eu} \leq 5$) at only 2 mmol/L [ligand]. This resulted in excellent actinide selectivity, with separation factors ($SF_{Am(III)/Eu(III)}$) ranging between 100 and 225. Furthermore, these ligands exhibited exceptional solubility in 1-octanol (>24 mmol/L), providing a significant step forward from CyMe₄-BTPPh¹⁰ and the analogous bi-pyridyl, CyMe₄-BTBP⁵⁴ families, allowing highly concentrated actinide waste streams to be efficiently treated. The observed extraction behaviour of ligands **6a** and **6b** is in accord with our previously published hypothesis on the behaviour of BTPPh systems.⁵²

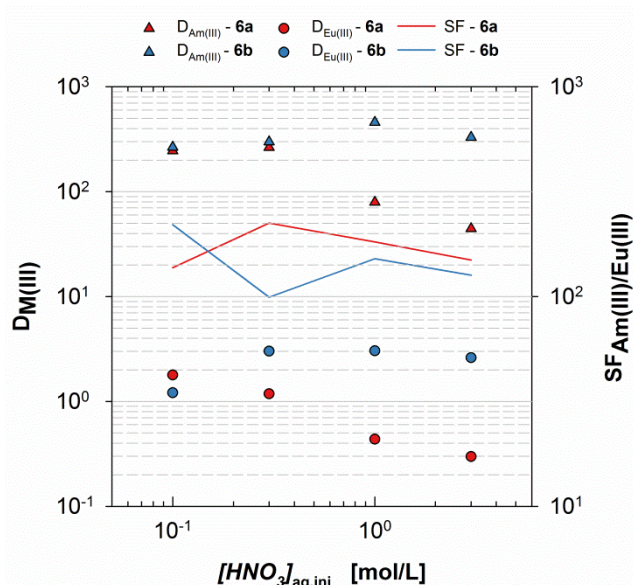


Fig. 2. Extraction of ²⁴¹Am(III) and ¹⁵²Eu(III), by **6a** and **6b** (2 mmol/L) in 1-octanol as a function of HNO₃ concentration. Shaken at 2500 min⁻¹ for 120 hours at 20 °C ± 1 °C. $D_{M(III)} = [M(III)]_{Org} / [M(III)]_{Aq}$. $SF_{Am(III)/Eu(III)} = \text{separation factor} = D_{Am(III)} / D_{Eu(III)}$.

In summary, we have expanded the range of heteroaromatic substrates amenable to visible-light promoted α/γ -C-H functionalisation to include the use of 1,10-phenanthroline systems. We have demonstrated the efficacy of this methodology on a broad range of synthetically divergent substrates and have implemented the first reported tri- and tetra-carbamoylations, providing access to complex molecular frameworks. Further application of this protocol has provided a streamlined, scalable approach to the synthesis of BTPPhen ligands that exhibit promising extraction properties and, importantly, enhanced solubility. We anticipate that this methodology will find broad application in the synthesis of phenanthroline derived chelators, solid supports, semiconductors and supramolecular assemblies.

We thank the EPSRC for funding a Nuclear Fission Research, Science and Technology DTC (Nuclear FIRST) studentship EP/G037140/1 (A.C.E.).

Notes and references

- 1 G. Accorsi, A. Listorti, K. Yoosaf, N. Armaroli, *Chem. Soc. Rev.* **2009**, *38*, 1690–700.
- 2 S. T. Mullins, P. G. Sammes, R. W. West, G. Yahiloglu, *J. Chem. Soc. Perkin Trans. 1 Org. Bio-Organic Chem.* **1996**, *24*, 75–81.
- 3 P. G. Sammes, G. Yahiloglu, *Chem. Soc. Rev.* **1994**, *23*, 327–334.
- 4 W. W. Brandt, F. P. Dwyer, E. D. Gyarfas, *Chem. Rev.* **1954**, *54*, 959–1017.
- 5 C. Dietrich-Buchecker, B. Colasson, D. Jouvenot, J. P. Sauvage, *Chem. - A Eur. J.* **2005**, *11*, 4374–4386.
- 6 C. R. Luman, F. N. Castellano, *Compr. Coord. Chem. II* **2004**, *1*, 25–39.
- 7 J. N. Boodram, I. J. McGregor, P. M. Bruno, P. B. Cressey, M. T. Hemann, K. Suntharalingam, *Angew. Chem. - Int. Ed.* **2016**, *55*, 2845–2850; *Angew. Chem.* **2016**, *128*, 2895–2900.
- 8 C. Kahlfuss, J. A. Wytko, J. Weiss, *Chempluschem* **2017**, In Press.
- 9 Y. Sato, R. Yamasaki, S. Saito, *Angew. Chem. - Int. Ed.* **2009**, *48*, 504–507; *Angew. Chem.* **2009**, *121*, 512–515.
- 10 F. W. Lewis, L. M. Harwood, M. J. Hudson, M. G. B. Drew, J. F. Desreux, G. Vidick, N. Bouslimani, G. Modolo, A. Wilden, M. Sypula, et al., *J. Am. Chem. Soc.* **2011**, *133*, 13093–13102.
- 11 H. Niyazi, J. P. Hall, K. O'Sullivan, G. Winter, T. Sorensen, J. M. Kelly, C. J. Cardin, *Nat. Chem.* **2012**, *4*, 621–628.
- 12 K. Hayashi, H. Akutsu, H. Ozaki, H. Sawai, *Chem. Commun.* **2004**, *12*, 1386–1387.
- 13 W. Buratti, G. P. Gardini, F. Minisci, F. Bertini, R. Galli, M. Perchinunno, *Tetrahedron* **1971**, *27*, 3655–3668.
- 14 R. Bernardi, T. Caronna, R. Galli, F. Minisci, M. Perchinunno, *Tetrahedron Lett.* **1973**, *14*, 645–648.
- 15 F. Minisci, E. Vismara, F. Fontana, *Heterocycles* **1989**, *28*, 489–519.
- 16 F. Minisci, F. Fontana, E. Vismara, *J. Heterocycl. Chem.* **1990**, *27*, 79–96.
- 17 D. C. Harrowven, B. J. Sutton, S. Coulton, *Tetrahedron* **2002**, *58*, 3387–3400.
- 18 D. C. Harrowven, B. J. Sutton, *Prog. Heterocycl. Chem.* **2005**, *16*, 27–53.
- 19 C. A. Lipinski, J. L. LaMattina, L. A. Hohnke, *J. Med. Chem.* **1985**, *28*, 1628–1636.
- 20 S. Sawada, S. Okajima, R. Aiyama, K. Nokata, T. Furuta, T. Yokokura, E. Sugino, K. Yamaguchi, T. Miyasaka, *Chem. Pharm. Bull. (Tokyo)* **1991**, *39*, 1446–1454.
- 21 N. Kaur, X. Lu, M. C. Gershengorn, R. Jain, *J. Med. Chem.* **2005**, *48*, 6162–6165.
- 22 M. A. J. Duncton, *Medchemcomm* **2011**, *2*, 1135.
- 23 R. Jain, B. Vaitilingam, A. Nayyar, P. B. Palde, *Bioorganic Med. Chem. Lett.* **2003**, *13*, 1051–1054.
- 24 C. K. Prier, D. W. C. MacMillan, *Chem. Sci.* **2014**, *5*, 4173–4178.
- 25 Y.-Y. Gui, L.-L. Liao, L. Sun, Z. Zhang, J.-H. Ye, G. Shen, Z.-P. Lu, W.-J. Zhou, D.-G. Yu, *Chem. Commun.* **2017**, *111*, 1315–1345.
- 26 G. Gardini, F. Minisci, G. Palla, *Tetrahedron Lett.* **1971**, *12*, 59–62.
- 27 F. Minisci, F. Recupero, C. Punta, C. Gambarotti, F. Antonietti, F. Fontana, G. F. Pedulli, *Chem. Commun.* **2002**, *21*, 2496–2497.
- 28 T. Caronna, C. Gambarotti, A. Mele, M. Pierini, C. Punta, F. Recupero, *Res. Chem. Intermed.* **2007**, *33*, 311–317.
- 29 Y. Zhang, K. B. Teuscher, H. Ji, *Chem. Sci.* **2016**, *7*, 2111–2118.
- 30 F. Recupero, C. Punta, *Chem. Rev.* **2007**, *107*, 3800–3842.
- 31 J. Jin, D. W. C. MacMillan, *Angew. Chem. - Int. Ed.* **2015**, *54*, 1565–1569; *Angew. Chem.* **2015**, *127*, 1585–1589.
- 32 N. Okugawa, K. Moriyama, H. Togo, *European J. Org. Chem.* **2015**, *2015*, 4973–4981.
- 33 D. Hager, D. W. C. MacMillan, *J. Am. Chem. Soc.* **2004**, *136*, 16986–16989.
- 34 A. U. Meyer, A. Wimmer, B. König, *Angew. Chem. Int. Ed.* **2016**, *56*, 1–5; *Angew. Chem.* **2017**, *129*, 420–423.
- 35 I. B. Seiple, S. Su, R. A. Rodriguez, R. Gianatassio, Y. Fujiwara, A. L. Sobel, P. S. Baran, *J. Am. Chem. Soc.* **2010**, *132*, 13194–13196.
- 36 Y. Fujiwara, V. Domingo, I. B. Seiple, R. Gianatassio, M. Del Bel, P. S. Baran, *J. Am. Chem. Soc.* **2011**, *133*, 3292–3295.
- 37 G.-X. Li, C. A. Morales-Rivera, Y. Wang, F. Gao, G. He, P. Liu, G. Chen, *Chem. Sci.* **2016**, *7*, 6407–6412.
- 38 D. A. DiRocco, K. Dykstra, S. Krska, P. Vachal, D. V. Conway, M. Tudge, *Angew. Chem. - Int. Ed.* **2014**, *53*, 4802–4806; *Angew. Chem.* **2014**, *126*, 4902–4906.
- 39 J. Jin, D. W. C. MacMillan, *Nature*, **2015**, *525*, 2–5.
- 40 M. H. Shaw, V. W. Shurtleff, J. A. Terrett, J. D. Cuthbertson, D. W. C. MacMillan, *Science*, **2016**, *6291*, 1304–1308.
- 41 Z. Zuo, H. Cong, W. Li, J. Choi, G. C. Fu, D. W. C. MacMillan, *J. Am. Chem. Soc.* **2016**, *138*, 1832–1835.
- 42 Matsui, J. K.; Primer, D. N.; Molander, G. A. *Chem. Sci.* **2017**, *8*, 3512–3522.
- 43 A. P. Antonchick, L. Burgmann, *Angew. Chem. - Int. Ed.* **2013**, *52*, 3267–3271; *Angew. Chem.* **2013**, *125*, 3349–3353.
- 44 C. Giordano, F. Minisci, E. Vismara, S. Levi, *J. Org. Chem.* **1986**, *51*, 536–537.
- 45 K. S. Yeung, M. E. Farkas, J. F. Kadow, N. A. Meanwell, *Tetrahedron Lett.* **2005**, *46*, 3429–3432.
- 46 D. Cantillo, B. Gutmann, C. O. Kappe, *J. Am. Chem. Soc.* **2011**, *133*, 4465–4475.
- 47 H. Xu, S. Ma, Y. Xu, L. Bian, T. Ding, X. Fang, W. Zhang, Y. Ren, *J. Org. Chem.* **2015**, *80*, 1789–1794.
- 48 F. F. Fleming, L. Yao, P. C. Ravikumar, L. Funk, B. C. Shook, *J. Med. Chem.* **2010**, *53*, 7902–7917.
- 49 J. Kim, H. J. Kim, S. Chang, *Angew. Chem. - Int. Ed.* **2012**, *51*, 11948–11959; *Angew. Chem.* **2012**, *124*, 12114–12125.
- 50 A. Afsar, D. M. Laventine, L. M. Harwood, M. J. Hudson, A. Geist, *Chem. Commun.* **2013**, *49*, 8534–6.
- 51 A. Afsar, L. M. Harwood, M. J. Hudson, J. Westwood, A. Geist, *Chem. Commun.* **2015**, *51*, 5860–5863.
- 52 A. C. Edwards, C. Wagner, A. Geist, N. A. Burton, C. A. Sharrad, R. W. Adams, R. G. Pritchard, P. J. Panak, R. C. Whitehead, L. M. Harwood, *Dalt. Trans.* **2016**, *45*, 18102–18112.
- 53 F. W. Lewis, L. M. Harwood, M. J. Hudson, A. Geist, V. N. Kozhevnikov, P. Distler, J. John, *Chem. Sci.* **2015**, *6*, 4812–4821.
- 54 C. Ekberg, E. Aneheim, A. Fermvik, M. Foreman, E. Löfström-Engdahl, T. Retegan, I. Spendlikova, *J. Chem. Eng. Data* **2010**, *55*, 5133–5137.