

*Interactions between labile carbon,
temperature and land use regulate carbon
dioxide and methane production in tropical
peat*

Article

Published Version

Creative Commons: Attribution 4.0 (CC-BY)

Open Access

Girkin, N. T., Dhandapani, S. ORCID: <https://orcid.org/0000-0001-8522-5177>, Evers, S., Ostle, N., Turner, B. L. and Sjögersten, S. (2020) Interactions between labile carbon, temperature and land use regulate carbon dioxide and methane production in tropical peat. *Biogeochemistry*, 147. pp. 87-97. ISSN 0168-2563 doi: 10.1007/s10533-019-00632-y Available at <https://centaur.reading.ac.uk/112224/>

It is advisable to refer to the publisher's version if you intend to cite from the work. See [Guidance on citing](#).

To link to this article DOI: <http://dx.doi.org/10.1007/s10533-019-00632-y>

Publisher: Springer Science and Business Media LLC

All outputs in CentAUR are protected by Intellectual Property Rights law, including copyright law. Copyright and IPR is retained by the creators or other copyright holders. Terms and conditions for use of this material are defined in the [End User Agreement](#).

www.reading.ac.uk/centaur

CentAUR

Central Archive at the University of Reading

Reading's research outputs online



Interactions between labile carbon, temperature and land use regulate carbon dioxide and methane production in tropical peat

N. T. Girkin · S. Dhandapani · S. Evers · N. Ostle · B. L. Turner · S. Sjögersten

Received: 8 May 2019 / Accepted: 11 December 2019 / Published online: 18 December 2019
© The Author(s) 2019

Abstract Tropical peatlands are a significant carbon store and contribute to global carbon dioxide (CO₂) and methane (CH₄) emissions. Tropical peatlands are threatened by both land use and climate change, including the alteration of regional precipitation patterns, and the 3–4 °C predicted warming by 2100. Plant communities in tropical peatlands can regulate greenhouse gas (GHG) fluxes through labile carbon inputs, but the extent to which these inputs regulate the temperature response of CO₂ and CH₄ production in tropical peat remains unclear. We conducted an anoxic incubation experiment using three peat types of contrasting botanical origin to assess how carbon

addition affects the temperature response (Q₁₀) of CO₂ and CH₄ production. Peats from forested peatlands in Panama and Malaysia, and a converted oil palm and pineapple intercropping system in Malaysia, differed significantly in redox potential, total carbon and carbon: nitrogen ratio. The production of CO₂ and CH₄ varied significantly among peat types and increased with increasing temperature, with Q₁₀s for both gases of 1.4. Carbon addition further increased gas fluxes, but did not influence the Q₁₀ for CO₂ or CH₄ production or significantly affect the Q₁₀ of either gas. These findings demonstrate that the production of CO₂ and CH₄ in tropical peat is sensitive to warming and varies among peat types, but that the effect of root inputs in altering Q₁₀ appears to be limited.

Responsible Editor: Scott Bridgman.

Electronic supplementary material The online version of this article (<https://doi.org/10.1007/s10533-019-00632-y>) contains supplementary material, which is available to authorized users.

N. T. Girkin (✉) · S. Dhandapani · S. Sjögersten
School of Biosciences, University of Nottingham,
Nottingham LE12 5RD, UK
e-mail: Nicholas.girkin@gmail.com

S. Dhandapani · S. Evers
School of Natural Sciences and Psychology, Liverpool
John Moores University, Liverpool, UK

S. Dhandapani · S. Evers
TROCARI (Tropical Catchment Research Initiative),
Kuala Lumpur, Malaysia

Keywords Tropical peat · Carbon dioxide · Methane · Root exudates · Land use change · Temperature sensitivity

S. Dhandapani
Crops for the Future, Semenyih, Malaysia

N. Ostle
Lancaster Environment Centre, University of Lancaster,
Lancashire LA1 4YQ, UK

B. L. Turner
Smithsonian Tropical Research Institute, Apartado,
0843-03092 Balboa, Ancon, Republic of Panama

Introduction

Global atmospheric concentrations of carbon dioxide (CO₂) and methane (CH₄) are increasing, driven by anthropogenic activities and accelerating climate change (IPCC 2013). Tropical peatlands represent an important component of the carbon cycle, being an important source of both CO₂ and CH₄ and a major store of carbon. Indeed, tropical peatlands account for 11% of total peatland area but 15–19% of peat carbon stocks worldwide, equivalent to approximately 104.7 Gt C, with significant deposits reported throughout the tropics in Central and South America, Central Africa, and Southeast Asia (Dargie et al. 2017; Page et al. 2011).

Greenhouse gas (GHG) emissions from tropical peatlands are strongly regulated by peat temperature, with increased temperature associated with greater fluxes in situ (Jauhiainen et al. 2014). This is particularly important in the context of predicted climate change for tropical peatlands globally. Current estimates of air temperature changes in the Neotropics and Southeast Asia are for 3–4 °C warming by 2100 (IPCC 2013). Previous ex situ studies have demonstrated that the temperature response of tropical peats to warming is not linear (Sjögersten et al. 2018), meaning that relatively small increases in temperature have the potential to dramatically increase emissions.

In addition to changing regional climate patterns, many tropical peatlands are under significant threat from changes in land use. In Southeast Asia, the drainage, deforestation and expansion of plantation agriculture has the potential to significantly alter the balance of emissions from peatland sites (Hergoualc'h and Verhot 2014). Conversion to plantation agriculture has previously been shown to significantly alter organic matter properties (Cooper et al. 2019; Tonks et al. 2017). In turn, this may affect the response of these ecosystems to environmental change, including to elevated temperatures and altered patterns of precipitation. Differences in organic matter properties between contrasting vegetation types have also been reported in Neotropical systems (Girkin et al. 2019; Hoyos-Santillan et al. 2015; Upton et al. 2018).

Root exudates represent an important plant carbon input which, depending on their composition, can contribute significantly to net greenhouse gas emissions in tropical peats even at relatively low addition rates (Girkin et al. 2018a, b). Root respiration, which

includes microbial use of exudates, can be the dominant driver of CO₂ fluxes in situ in tropical peatlands (Girkin et al. 2018c; Melling et al. 2013). Emissions of both CO₂ and CH₄ are also driven by the decomposition of peat organic matter, with the extent of production determined by substrate quality (Bridgman and Richardson 1992; Hoyos-Santillan et al. 2015). Under low oxygen to anoxic conditions that can predominate in peatlands, methanogenic archaea produce CH₄ through the reduction of acetate (acetoclastic methanogenesis), the reduction of CO₂ and H₂ (hydrogenotrophic methanogenesis), or the cleavage of methylated organic compounds (Holmes et al. 2015; Kolton et al. 2019; Le Mer and Roger 2001). These pathways are strongly influenced by prevalent environmental conditions in situ, including substrate and nutrient availability, microbial community structure, water table depth, and temperature (Couwenberg et al. 2009; Gorham 1991; Le Mer and Roger 2001).

The temperature sensitivity of soil respiration under aerobic conditions increases with the recalcitrance of organic matter due to the higher activation energies required (Fierer et al. 2005; Lloyd and Taylor 1994). Tropical (and some temperate) peats have been shown to have a lower carbohydrate content and a higher proportion of aromatic compounds compared to boreal peatlands (Hodgkins et al. 2018), therefore requiring higher energy yield terminal electron acceptors to drive decomposition, which are likely less available in the low oxygen to anaerobic conditions of peatlands (Keiluweit et al. 2016). The degradation of root exuded labile carbon compounds, which can include a range of organic acids, sugars and amino acids, are likely to therefore have a lower sensitivity than other organic matter components, the oxidation of which may be coupled to lower yielding terminal electron acceptors (Davidson and Janssens 2006; Keiluweit et al. 2016). Previous ex situ studies of the response of tropical peat have not accounted for the influence of continuous low input rates of labile carbon (Sjögersten et al. 2018), for example low concentrations of glucose, a common component of plant root exudate profiles (Smith 1976).

Developing an understanding of temperature sensitivity of peat and soils is important in accurately assessing future changes in the global carbon cycle in response to rises in temperature. Strong responses of greenhouse gas production to increased temperature, and greater temperature sensitivity with increasing

carbon substrate recalcitrance are predicted by kinetic theory (Davidson and Jannsens 2006) and supported by some experimental data (Conant et al. 2008). Decomposition of recalcitrant peatland carbon (particularly highly aromatic tropical peat) may also be subject to thermodynamic limitation due to a shortage of terminal electron acceptors (Beer and Blodau 2007). Previous studies in mineral soils have reported an increase in the temperature sensitivity of aerobic respiration on the addition of labile carbon (Gershenson et al. 2009; Nianpeng et al. 2013; Song et al. 2010), most likely because microbial respiration in these soils was limited by carbon lability. High latitude peatlands have previously been demonstrated to have high temperature sensitivity for CH₄ production (Bergman et al. 1998). Increased temperatures have also been shown to result in substantial changes in microbial community structure, possibly resulting in changes in methanogenic pathways (Lupascu et al. 2012). However, it is unclear how this applies in tropical peatlands with high organic matter content (> 60%), but a high aromatic content, and how responses vary between dominant vegetation types with different litter inputs (Upton et al. 2018; Cooper et al. 2019), and under waterlogged and low oxygen conditions (Wright et al. 2013).

In this study, we assessed the response of CO₂ and CH₄ production of three tropical peats to elevated temperatures and carbon addition, in the form of glucose. Based on the strong role of organic matter quality in regulating greenhouse gas emissions we predicted that (i) basal CO₂ and CH₄ production would differ among peat types, and (ii) temperature sensitivity would differ among peat types. As labile carbon can be rapidly depleted during decomposition, and peat is predominantly composed of recalcitrant biomolecules, we also hypothesised that (iii) glucose addition would increase Q₁₀ for all peat types due to waterlogged, low oxygen conditions, and strong substrate limitation resulting in thermodynamic limitation.

Methods

Study sites

This study was conducted using peat samples collected from sites in Panama and Malaysia between

May 2016 and July 2017. Panamanian peat samples were collected in May 2016 from the 80 km² ombrotrophic peatland at Changuinola, part of the San San Pond Sak freshwater and marine wetland located in Bocas del Toro province (Fig. 1a). The site was located approximately 600 m from the coast (09° 18' 13.00" N, 82° 21' 13.80" W) in a mixed forest stand. The central peat dome is approximately 8 m deep and was initiated approximately 4000–5000 years ago (Phillips et al. 1997). The site features seven distinct plant phasic communities beginning with a *Rhizophora mangle* mangrove swamp on the coastal margins, which is succeeded by palm swamp dominated by *Raphia taedigera*, a mixed forest stand, a monodominant *Campnosperma panamensis* forest stand, and a *Myrica-Cyrilla* bog-plain (Phillips et al. 1997). This vegetation gradient is matched by a pronounced decrease in nutrient availability, particularly phosphorus (Cheesman et al. 2012; Sjögersten et al. 2011). The microbial community throughout the peatland is dominated by *Acidobacteria*, with precise community composition clustered by phosphorus availability (Troxler et al. 2012). Sampling was conducted in the mixed forest stand dominated by *C. panamensis*, *R. taedigera*, and *Symphonia globulifera*.

The Malaysian forested peatland site is located in Terengganu state, in northeastern Peninsular Malaysia. The site is approximately 8.42 km² and, and is 11.3 km from the coast, located in Kampung Mat Jintan (5° 25' 16.2" N, 102° 55' 46.2" E) in the boundary between Kula Nerus and Setiu districts (Fig. 1b). The forest vegetation comprised trees that were up to 40 m tall and with a diameter-at-breast-height (DBH) of 40–50 cm. Common species included *Antisoptera* sp., *Shorea* sp., *Calophyllum sclerophyllum*, *Calophyllum* sp., *Blumeodendron tokbrai*, *Durio carinatus*, *Gonostylus bancanus*, *Elatiorospermum tapos*, and *Syzygium* sp. Both *Macaranga pruinosa* and *M. gigantea* were present on the forest edges. *Pandanus helicopus* and *Nepenthes ampullaria* were common understory species. Peat depth was approximately 2 m.

The Malaysian oil palm and pineapple intercropping site is located in Selangor State, approximately 14 km from the west coast of Peninsular Malaysia (3° 25' 20.6" N, 101° 19' 56.6" E). The site is surrounded by recently planted (2014) 2nd generation oil palm mono-cropping and is drained by two drainage ditches

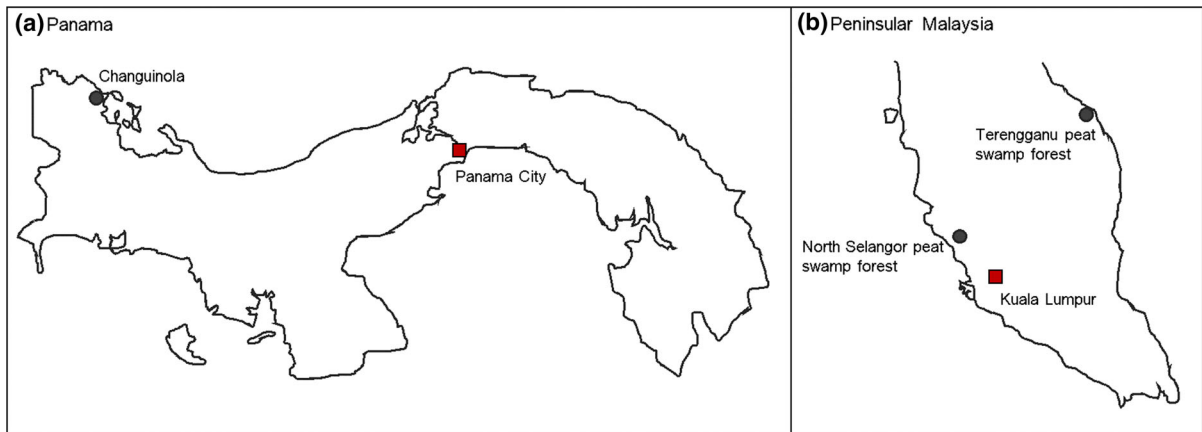


Fig. 1 Study site locations in **a** Panama: Changuinola, Bocas del Toro province. **b** Malaysia: Kampung Raja Musa, North Selangor and Kampung Mat Jintan, Terengganu

along the borders at opposite sides of the site (Dhandapani et al. 2019b). During sampling the site was not flooded, although the peat was moist, with high gravimetric moisture content.

At each site, three $10 \times 10 \times 10$ cm bulk peat samples were collected using a hand trowel, excluding any recent surface litter. Samples were shipped to the University of Nottingham and kept at 4°C for 1 month prior to analysis.

Experimental design

Peat samples (20 g) from each site were placed in stainless steel chambers (0.6 dm^3) with polypropylene lids and a silicon ring seal. Two holes were drilled in the lids and fitted with three-way stopcock valves silicon-sealed in place. The gas-tightness of chambers was tested by closing all valves and submersing in water, and through flushing the chamber with N_2 and observing for changes in headspace CO_2 and CH_4 concentrations over time prior to adding peat. Each peat sample was mixed with 20 ml of deionised water to mimic in situ flooded conditions. Chambers were flushed with N_2 to displace accumulated headspace gases for two minutes and were placed in incubators set at 25, 30 and 35°C for acclimation of microbial communities for seven weeks following sample storage and preparation. Temperatures were selected to represent broad scale warming of peatlands in the Central Americas and in Southeast Asia (IPCC 2013). Chambers were subsequently opened to displace accumulated headspace gases, flushed again with N_2

for two minutes and sealed. Overall conditions most closely match the flooded oxic conditions outlined in Sjogersten et al. (2018), namely, water saturated with low oxygen, but not entirely anoxic, mostly closely resembling peat in situ conditions in the 0–10 cm horizon (Girkin 2018; Hoyos-Santillan et al. 2016).

Glucose solutions were prepared for an input rate equivalent to 0.1 mg C g^{-1} soil per day. This addition rate represents a relatively low daily addition rate for plant carbon inputs (Grayston and Campbell 1996). Solutions were adjusted to a pH of 5.5 using HCl sterilised, and stored at 4°C prior to addition. Oxygen was not removed from exudate solutions prior to addition to better mimic the combined inputs of oxygen and labile carbon at the root-peat interface (Hoyos-Santillan et al. 2016).

During headspace sampling, chambers were connect to a Los Gatos ultraportable greenhouse gas analyser (San Jose, California), sampling at 0.5 Hz. Fluxes were subsequently measured over 90 s, with measurement occurring immediately prior to glucose addition, and at 6, 24, 72 and 120 h following the first addition. Glucose (or deionised water) was added to each chamber at the rate of 1 ml per day. Gas concentrations were adjusted for incubation temperature ($25\text{--}35^\circ\text{C}$), as well tube and optical bench volume, according to the ideal gas law. The rate of potential gas production, expressed as $\mu\text{g CO}_2\text{ g}^{-1}\text{ h}^{-1}$ or $\mu\text{g CH}_4\text{ g}^{-1}\text{ h}^{-1}$, was calculated assuming a linear accumulation rate of gases in the headspace (Hogg et al. 1992).

Q_{10} , describing the temperature sensitivity of CO_2 and CH_4 production was calculated as:

$$Q_{10} = 10^{(m \times 10)}$$

where m is the regression slope of a \log_{10} CO_2 or CH_4 flux versus temperature plot.

Peat characterisation

Sub-samples from each site were used to characterise peat physicochemical properties. Gravimetric water content was determined by analysis of the mass of water lost from 10 g fresh peat oven dried at 105 °C for 24 h. Organic matter content was determined as the mass lost after ignition for 7 h at 550 °C. Total carbon (C) and total nitrogen (N) content were determined from 0.2 g of dry, homogenised peat combusted using a total element analyser (Flash EA 1112, CE Instruments, Wigan, UK). pH and redox potential were measured using a Hanna 209 m coupled with pH and redox probes following 1 week acclimation but prior to beginning the experiment. After measurement, chambers were flushed with N_2 and resealed.

Statistical analysis

Differences in CO_2 and CH_4 production were assessed using a repeated-measures ANOVA. Differences in peat properties and Q_{10} s were tested using the restricted maximum likelihood method (REML), including site, temperature and presence/absence of glucose as fixed effects and replicate as a random effect. CO_2 and CH_4 fluxes were log-transformed to meet test assumptions. Significance was assessed at $p < 0.05$. All statistical analyses were conducted using Genstat v17.

Results

Peat biochemical properties

Peats were acidic ($\text{pH} < 5$), with high gravimetric moisture and organic matter contents. These properties were not significantly different among peat types ($p > 0.05$). There was, however, a significant difference in redox potential among sites ($p = 0.003$), with substantially lower redox potential in the Malaysian

primary forest peats compared to the Panamanian forest or intercropping site (Table 1). Total carbon was also significantly different among sites ($p = 0.021$), and was greatest in pineapple intercropping sites. Total nitrogen did not differ significantly among peat types ($p = 0.134$). C:N was significantly different among peat types ($p = 0.003$), and was lowest in Panamanian forest peat but broadly comparable between Malaysian peats.

Basal peat CO_2 and CH_4 production

Mean basal CO_2 production (CO_2 production at 25 °C, matching in situ conditions) varied between 69.0 and 77.7 $\mu\text{g CO}_2 \text{ g}^{-1} \text{ h}^{-1}$ (Fig. 2) but did not differ significantly among peat types ($p = 0.151$). CH_4 production, however, varied significantly among peat types ($p = 0.02$) and was greatest from the Malaysian primary forest peats. The magnitude of CH_4 production compared to CO_2 was considerably lower, ranging from 0.06 to 0.08 $\mu\text{g CH}_4 \text{ g}^{-1} \text{ h}^{-1}$.

Temperature and labile carbon sensitivity

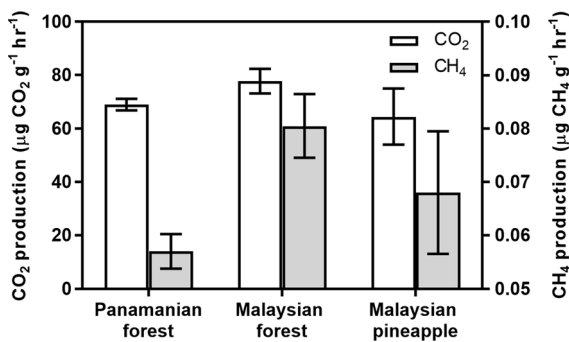
Temperature strongly influenced CO_2 fluxes, with increased production relative to basal rates for all sites at both 30 °C and 35 °C ($p < 0.001$, Fig. 3a, c, e). Glucose addition significantly increased CO_2 production ($p < 0.001$), with a significant ($p < 0.001$) interaction between glucose addition and peat type, with a 178% increase in mean fluxes from Malaysian primary forest peats, but only 34% for the Panamanian mixed forest peat.

CH_4 production increased significant with temperature ($p < 0.001$), with mean production increasing at both 30 and 35 °C (Fig. 3b, d, f). Glucose addition increased mean CH_4 fluxes by 11% ($p = 0.034$). There was also a significant interaction between glucose addition and peat type ($p < 0.001$). In Malaysian forest and Panamanian forest peats, there were 5 and 7% declines in mean CH_4 fluxes respectively on glucose addition, but there was a 56% increase in mean fluxes for the intercropping site.

There were no significant differences in temperature sensitivity (Q_{10}) of CO_2 or CH_4 production in the presence or absence of glucose ($p > 0.05$, Table 2), between sites ($p > 0.05$), or in the interaction between treatment and sites ($p > 0.05$).

Table 1 Peat properties for Panamanian and Malaysian forested peatlands, and converted Malaysian oil palm with pineapple intercropping. Italics indicate significance at $p < 0.05$. Means \pm one SE ($n = 3$)

	Panamanian forest	Malaysian forest	Malaysian intercropping	p-value
Peat depth (m)	5 ^a	2 ^d	3 ^e	–
pH	4.0 \pm 0.01	4.4 \pm 0.4	4.2 \pm 0.1	0.457
Redox potential (mV)	303.7 \pm 6.9	185.3 \pm 21.2	294.3 \pm 3.5	0.001
Moisture content (%)	77.00 \pm 9.5	90.4 \pm 0.2	77.2 \pm 1.2	0.225
Organic matter content (%)	93.8 \pm 1.4	78.9 \pm 11.8	86.3 \pm 2.5	0.378
C (%)	43.8 \pm 3.9	51.3 \pm 0.6	59.4 \pm 2.8	0.021
N (%)	2.6 \pm 0.4	1.9 \pm 0.1	2.3 \pm 0.05	0.134
C:N	17 \pm 1.0	26.9 \pm 1.3	25 \pm 1.7	0.003
Peat temperature (°C)	23.9 \pm 0.1	27.3 \pm 0.1	27.7 \pm 0.5	–
Air temperature (°C)	26.3	26.8	26.6	–
Mean annual rainfall (mm)	3206 ^b	1000 ^d	1359 to 2480 ^f	–
Water table range (cm)	– 20 to 20 ^c	5 to 10 ^d	– 150 to – 50 ^f	–

^aPhillips et al. (1997)^bIsla Colon, STRI Environmental Monitoring^cWright et al. (2013)^dDhandapani et al. (2019b)^eDhandapani et al. (2019a)^fGlobal Environment Centre (2014)**Fig. 2** Ex situ basal CO₂ and CH₄ fluxes at 25 °C and in the absence of glucose. Means \pm one SE ($n = 3$)

Discussion

Warming promoted CO₂ and CH₄ production in all peat types, in common with previous studies in both temperate and boreal (Dunfield et al. 1993, Inglett et al. 2012), and tropical peats (Sjögersten et al. 2018), as well as drained lowland tropical soils from Peru (Nottingham et al. 2015). Previously, it has been proposed that heterotrophic microbial communities in tropical peat respond weakly to warming primarily

due to adaptation to high peat temperatures, and because optimal temperature for respiration and methanogenesis is approximately 25 °C (Kolton et al. 2019; Menichetti et al. 2015; Sjögersten et al. 2018). Q₁₀ for both CO₂ (1.07–2.25) and CH₄ (1.10–2.39) production were relatively low in our study, particularly when compared to 6.1 for anaerobic CH₄ production reported for Panamanian peats (Sjögersten et al. 2018), although they are closer to the 2.2–3.7 reported from studies of CH₄ production in Central Kalimantan, Indonesia (Brady 1997; Hirano et al. 2009; Jauhiainen et al. 2014), and 1.8 under flooded oxic conditions from Panamanian peats (Sjögersten et al. 2018). Previous studies have reported a higher temperature sensitivity of CH₄ production than CO₂ production, although we found no supporting evidence for this (Table 2) (Sjögersten et al. 2018, and references therein). These results have clear implications in assessing the impact of future environmental change on gaseous carbon emissions from tropical peatlands: warming peat will result in increased CO₂ and CH₄ emissions from flooded, low oxygen peats.

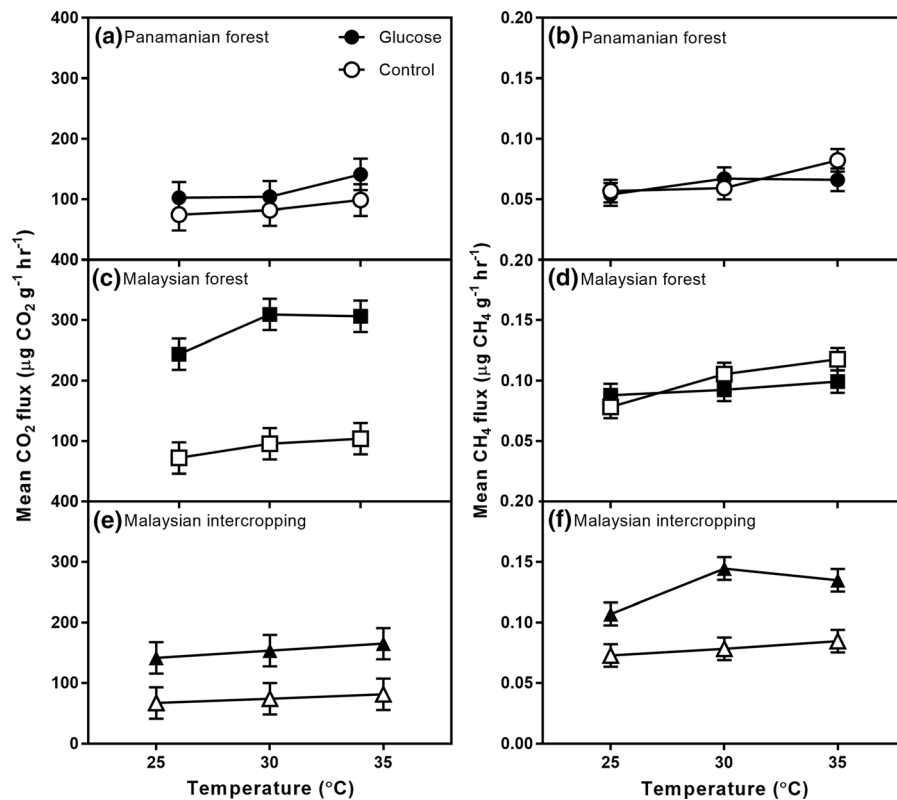


Fig. 3 Mean CO₂ and CH₄ fluxes for **a, b** Panamanian forest, **c, d** Malaysian forest, **e, f** Malaysian pineapple intercropping. Means \pm one SE (n = 3)

Table 2 Q₁₀ for Panamanian and Malaysian forests, and Malaysian pineapple intercropping sites in the presence and absence of glucose. Mean \pm one SE (n = 3)

Site	Glucose	CO ₂		CH ₄	
		Q ₁₀	R ²	Q ₁₀	R ²
Panamanian forest	+	1.3 \pm 0.4	0.67	1.1 \pm 0.04	0.48
	–	1.5 \pm 0.2	0.78	1.5 \pm 0.3	0.74
Malaysian forest	+	1.4 \pm 0.1	0.31	1.2 \pm 0.1	0.50
	–	1.3 \pm 0.01	0.80	1.5 \pm 0.3	0.57
Malaysian intercropping	+	1.2 \pm 0.04	0.83	1.3 \pm 0.2	0.04
	–	1.3 \pm 0.3	0.81	1.3 \pm 0.2	0.68

Although there was no difference in basal CO₂ production (from unamended peats at 25 °C), or in temperature sensitivity among peat types, both CO₂ and CH₄ production varied significantly among sites across the three temperatures. While organic matter content was similar among peat types, there were significant differences in total carbon and C:N, likely reflecting contrasting aboveground vegetation and management practices. Previous work in Malaysia (Tonks et al. 2017; Cooper et al. 2019) and Panama

(Hoyos-Santillan et al. 2015; Upton et al. 2018; Girkin et al. 2019) has demonstrated substantial differences in organic matter properties between contrasting plant functional types and land uses, driven by differences in plant litter inputs and decomposition rates. While various studies have assessed the impacts of land use change on organic matter properties (Cooper et al. 2019; Könönen et al. 2018; Tonks et al. 2017), there is limited data available regarding the role of intercropping systems on organic matter properties, meaning

differences in responses cannot be readily ascribed to contrasts in organic matter properties alone. The low CH_4 fluxes from the Malaysian intercropping system may reflect significant depletion of labile carbon (Cooper et al. 2019), but could also be driven by a poorly adapted methanogenic community, or a highly active methanotrophic community under partially aerobic conditions (Andersen et al. 2013), as well as a redox potential c. 300 mV.

Changes in CO_2 and CH_4 production in response to glucose addition varied between peat types. At 35 °C, CH_4 fluxes were greater from unamended Panamanian and Malaysian forest peats compared to carbon amended peats, implying that labile carbon availability was not a limiting factor for production at this temperature. Similarly, CO_2 production in peat from the Panamanian primary forest was comparable at 30–35 °C even with glucose amendment implying an additional limiting factor other than temperature. Rates of CO_2 and CH_4 production in tropical peatlands have previously been reported as lower at low fertility (Sjögersten et al. 2011), with litter decomposition partially constrained by nutrient availability (Hoyos Santillan et al. 2018). The higher response of the Malaysian intercropping peat to glucose addition may reflect the effects of management practices, specifically fertiliser addition. This may substantially alter the temperature sensitivity of the system by alleviating inorganic nitrogen ($\text{NH}_4^+/\text{NO}_2^-/\text{NO}_3^-$) limitation (Liu et al. 2016; Wang et al. 2010), although in this study only total peat nitrogen was assessed and this did not differ significantly between peat types. The lack of significant difference in temperature sensitivity of CO_2 and CH_4 production with glucose addition may be because despite an increase in carbon lability, unamended peats still had sufficient available carbon for respiration due to high organic matter content (Dai et al. 2017). Alternatively, the system is thermodynamically limited due to a shortage of high energy terminal electron acceptors necessary for the decomposition of recalcitrant aromatic carbon which is likely under the low oxygen conditions (Hodgkins et al. 2018; Kolton et al. 2019), and with the relatively low concentration glucose additions being rapidly consumed (Girkin et al. 2018a).

Fully understanding the impact of increased temperature on fluxes in situ is more complex due to the additional regulatory roles of microtopography (Jauhiainen et al. 2005), water table changes (Wright et al.

2013), plant inputs of oxygen (Hoyos-Santillan et al. 2016), and small scale heterogeneity of peat organic matter properties (Girkin et al. 2019). In temperate peatlands, vegetation cover has been shown to also have a significant impact on the temperature sensitivity of GHG production (Leroy et al. 2017). Increasing atmospheric CO_2 has been found to increase rates of root exudation in wetland ecosystems (Sánchez-Carrillo et al. 2018) and increases in temperature have also been reported to enhance rates of root exudation in some tree species (Uselman et al. 2000), and alter the composition of exudate profiles (Badri and Vivanco 2009; Vančura 1967), both known to be critical regulators of GHG emissions and peat properties (Girkin et al. 2018a, b). As a consequence, the true response of in situ net emissions of GHGs will comprise components driven by both the temperature sensitivity of the peat itself, and any changes in root inputs.

Taken together, our results demonstrate that increased temperatures will substantially increase CO_2 and CH_4 production in tropical peats, regardless of current land cover. As a consequence, predicted warming for Central America and Southeast Asia will be associated with substantial increases in gaseous carbon emissions (IPCC 2013). However, the extent of this increase is likely to be lower than the response of higher latitude peatlands for which higher Q_{10} s have been reported, including 2.4–5.8 for a *Sphagnum* peatland (Lupascu et al. 2012) and 2.5–35 (Bergman et al. 1998). Differences in fluxes between peat types are likely driven by contrasts in organic matter properties (Cooper et al. 2019) and/or nutrient availability (Hoyos Santillan et al. 2018; Sjögersten et al. 2011) and microbial community structure and function. Processes that alter organic matter properties, for example the conversion of pristine forest to oil palm, or the use of intercropping species, will further affect fluxes. In addition, our findings demonstrate that the temperature sensitivity of CO_2 and CH_4 production is not affected by labile carbon addition. This is important because plants can input significant quantities of labile carbon which are not accounted for in the majority of studies of GHG temperature sensitivity.

Acknowledgements This work was supported by the Natural Environment Research Council [Grant Number NE/L002604/1], a Crops for the Future Scholarship [Biop01-001], School of Biosciences, University of Nottingham, and a Smithsonian Tropical Research Institute short-term fellowship. We would

also like to thank Eric Brown for his support in the field in Panama, the staff at the Smithsonian Tropical Research Institute in Panama City and Bocas Del Toro, Professor Catherine Yule (University of the Sunshine Coast), the Global Environment Centre (GEC) and World Wildlife Fund (WWF) Malaysia for their logistical support in Malaysia, and the technical staff from the Agricultural and Environmental Sciences division at the University of Nottingham for analytical support.

Open Access This article is licensed under a Creative Commons Attribution 4.0 International License, which permits use, sharing, adaptation, distribution and reproduction in any medium or format, as long as you give appropriate credit to the original author(s) and the source, provide a link to the Creative Commons licence, and indicate if changes were made. The images or other third party material in this article are included in the article's Creative Commons licence, unless indicated otherwise in a credit line to the material. If material is not included in the article's Creative Commons licence and your intended use is not permitted by statutory regulation or exceeds the permitted use, you will need to obtain permission directly from the copyright holder. To view a copy of this licence, visit <http://creativecommons.org/licenses/by/4.0/>.

References

- Andersen R, Chapman SJ, Artz RRE (2013) Microbial communities in natural and disturbed peatlands: a review. *Soil Biol Biochem* 57:979–994. <https://doi.org/10.1016/j.soilbio.2012.10.003>
- Badri DV, Vivanco JM (2009) Regulation and function of root exudates. *Plant Cell Environ* 32:666–681. <https://doi.org/10.1111/j.1365-3040.2009.01926.x>
- Beer J, Blodau C (2007) Transport and thermodynamics constrain belowground carbon turnover in a northern peatland. *Geochim Cosmochim Acta*. <https://doi.org/10.1016/j.gca.2007.03.010>
- Bergman I, Svensson BH, Nilsson M (1998) Regulation of methane production in a swedish acid mire by pH, temperature and substrate. *Soil Biol Biochem*. [https://doi.org/10.1016/S0038-0717\(97\)00181-8](https://doi.org/10.1016/S0038-0717(97)00181-8)
- Brady MA (1997) Organic matter dynamics of coastal peat deposits in Sumatra, Indonesia. University of British Columbia, Department of Forestry
- Bridgman SD, Richardson CJ (1992) Mechanisms controlling soil respiration (CO₂ and CH₄) in southern peatlands. *Soil Biol Biochem* 24:1089–1099
- Cheesman AW, Turner BL, Reddy KR (2012) Soil phosphorus forms along a strong nutrient gradient in a tropical ombrotrophic wetland. *Soil Sci Soc Am J* 76:1496–1506. <https://doi.org/10.2136/sssaj2011.0365>
- Conant RT, Drijber RA, Haddix ML, Parton WJ, Paul EA, Plante AF, Six J, Steinweg MJ (2008) Sensitivity of organic matter decomposition to warming varies with its quality. *Glob Change Biol*. <https://doi.org/10.1111/j.1365-2486.2008.01541.x>
- Cooper HV, Vane CH, Evers S, Aplin P, Girkin NT, Sjögersten S (2019) From peat swamp forest to oil palm plantations: the stability of tropical peatland carbon. *Geoderma* 342:109–117
- Couwenberg J, Dommann R, Joosten H (2009) Greenhouse gas fluxes from tropical peatlands in south-east Asia. *Glob Change Biol* 16:1715–1732. <https://doi.org/10.1111/j.1365-2486.2009.02016.x>
- Dai SS, Li LJ, Ye R, Zhu-Barker X, Horwath WR (2017) The temperature sensitivity of organic carbon mineralization is affected by exogenous carbon inputs and soil organic carbon content. *Eur J Soil Biol*. <https://doi.org/10.1016/j.ejsobi.2017.06.010>
- Dargie GC, Lewis SL, Lawson IT, Mitchard ETA, Page SE, Bocko YE, Ifo SA (2017) Age, extent and carbon storage of the central Congo Basin peatland complex. *Nature*. <https://doi.org/10.1038/nature21048>
- Davidson EA, Janssens IA (2006) Temperature sensitivity of soil carbon decomposition and feedbacks to climate change. *Nature*. <https://doi.org/10.1038/nature04514>
- Dhandapani S, Ritz K, Evers S, Sjögersten S (2019a) Environmental impacts as affected by different oil palm cropping systems in tropical peatlands. *Agric Ecosyst Environ*. <https://doi.org/10.1016/j.agee.2019.02.012>
- Dhandapani S, Ritz K, Evers S, Yule CM, Sjögersten S (2019b) Are secondary forests second-rate? Comparing peatland greenhouse gas emissions, chemical and microbial community properties between primary and secondary forests in Peninsular Malaysia. *Sci Total Environ*. <https://doi.org/10.1016/j.scitotenv.2018.11.046>
- Dunfield P, Knowles R, Dumont R, Moore TR (1993) Methane production and consumption in temperate and subarctic peat soils: response to temperature and pH. *Soil Biol Biochem* 25:321–326
- Fierer N, Craine JM, McLauchlan K, Schimel JP (2005) Litter quality and the temperature sensitivity of decomposition. *Ecology*. <https://doi.org/10.1890/04-1254>
- Gershenson A, Bader NE, Cheng W (2009) Effects of substrate availability on the temperature sensitivity of soil organic matter decomposition. *Glob Change Biol*. <https://doi.org/10.1111/j.1365-2486.2008.01827.x>
- Girkin NT (2018) Tropical forest greenhouse gas emissions: root regulation of soil processes and fluxes. University of Nottingham, Nottingham
- Girkin NT, Turner BL, Ostle N, Craighon J, Sjögersten S (2018a) Root exudate analogues accelerate CO₂ and CH₄ production in tropical peat. *Soil Biol Biochem* 117:48–55. <https://doi.org/10.1016/j.soilbio.2017.11.008>
- Girkin NT, Turner BL, Ostle N, Sjögersten S (2018b) Composition and concentration of root exudate analogues regulate greenhouse gas fluxes from tropical peat. *Soil Biol Biochem* 127:280–285.
- Girkin NT, Turner BL, Ostle N, Sjögersten S (2018c) Root-derived CO₂ flux from a tropical peatland. *Wetlands Ecol Manage* 26:985–991. <https://doi.org/10.1007/s11273-018-9617-8>
- Girkin NT, Vane CH, Cooper HV, Moss-Hayes V, Craighon J, Turner BL, Ostle N, Sjögersten S (2019) Spatial variability of organic matter properties determines methane fluxes in a tropical forested peatland. *Biogeochemistry* 142:231–245
- Global Environment Centre (2014) Integrated management plan for North Selangor Peat Swamp Forest 2014–2023 for Selangor State Forestry Department

- Gorham E (1991) Northern peatlands—role in the carbon-cycle and probable responses to climatic warming. *Ecol Appl* 1:182–195. <https://doi.org/10.2307/1941811>
- Grayston SJ, Campbell CD (1996) Functional biodiversity of microbial communities in the rhizospheres of hybrid larch (*Larix eurolepis*) and Sitka spruce (*Picea sitchensis*). *Tree Physiol* 16:1031–1038
- Hergoualc'h K, Verhot LV (2014) Greenhouse gas emission factors for land use and land-use change in Southeast Asian peatlands. *Mitig Adaptation Strategies Glob Change* 19:789–807. <https://doi.org/10.1007/s11027-013-9511-x>
- Hirano T, Jauhainen J, Inoue T, Takahashi H (2009) Controls on the carbon balance of tropical peatlands. *Ecosystems* 12:873–887. <https://doi.org/10.1007/s10021-008-9209-1>
- Hodgkins SB, Richardson CJ, Dommain R, Wang H, Glaser PH, Verbeke B, Winkler BR, Cobb AR, Rich VI, Missilmani M, Flanagan N, Ho M, Hoyt AM, Harvey CF, Vining SR, Hough MA, Moore TR, Richard PJH, De La Cruz FB, Toufaily J, Hamdan R, Cooper WT, Chanton JP (2018) Tropical peatland carbon storage linked to global latitudinal trends in peat recalcitrance. *Nat Commun*. <https://doi.org/10.1038/s41467-018-06050-2>
- Hogg EH, Lieffers VJ, Wein RW (1992) Potential carbon losses from peat profiles—effects of temperature, drought cycles, and fire. *Ecol Appl* 2:298–306. <https://doi.org/10.2307/1941863>
- Holmes ME, Chanton JP, Tfaily MM, Ogram A (2015) CO₂ and CH₄ isotope compositions and production pathways in a tropical peatland. *Glob Biogeochem Cycles* 29:1–18. <https://doi.org/10.1002/2014GB004951>
- Hoyos-Santillan J, Lomax BH, Large D, Turner BL, Boom A, Lopez OR, Sjögersten S (2015) Getting to the root of the problem: litter decomposition and peat formation in lowland Neotropical peatlands. *Biogeochemistry* 126:115–129. <https://doi.org/10.1007/s10533-015-0147-7>
- Hoyos-Santillan J, Craigon J, Lomax BH, Lopez OR, Turner BL, Sjögersten S (2016) Root oxygen loss from *Raphia taedigera* palms mediates greenhouse gas emissions in lowland neotropical peatlands. *Plant Soil* 404:47–60. <https://doi.org/10.1007/s11104-016-2824-2>
- Hoyos-Santillan J, Lomax BH, Turner BL, Sjögersten S (2018) Nutrient limitation or home field advantage: does microbial community adaptation overcome nutrient limitation of litter decomposition in a tropical peatland? *J Ecol* 00:1–12
- Inglett KS, Inglett PW, Reddy KR, Osborne TZ (2012) Temperature sensitivity of greenhouse gas production in wetland soils of different vegetation. *Biogeochemistry* 108:77–90
- IPCC (2013) Climate change 2013: the physical science basis, climate change 2013: the physical science basis. contribution of working group I to the fifth assessment report of the intergovernmental panel on climate change. <https://doi.org/10.1017/CBO9781107415324>
- Jauhainen J, Takahashi H, Heikkinen JEP, Martikainen PJ, Vasander H (2005) Carbon fluxes from a tropical peat swamp forest floor. *Glob Change Biol*. <https://doi.org/10.1111/j.1365-2486.2005.001031.x>
- Jauhainen J, Kerojoki O, Silvennoinen H, Limin S, Vasander H (2014) Heterotrophic respiration in drained tropical peat is greatly affected by temperature—a passive ecosystem cooling experiment. *Environ Res Lett*. <https://doi.org/10.1088/1748-9326/9/10/105013>
- Keiluweit M, Nico PS, Kleber M, Fendorf S (2016) Are oxygen limitations under recognized regulators of organic carbon turnover in upland soils? *Biogeochemistry*. <https://doi.org/10.1007/s10533-015-0180-6>
- Kolton M, Marks A, Wilson RM, Chanton JP, Kostka JE (2019) Impact of warming on greenhouse gas production and microbial diversity in anoxic peat from a Sphagnum-dominated bog (Grand Rapids, Minnesota, United States). *Front Microbiol*. <https://doi.org/10.3389/fmicb.2019.00870>
- Könönen M, Jauhainen J, Straková P, Heinonsalo J, Laiho R, Kusin K, Limin S, Vasander H (2018) Deforested and drained tropical peatland sites show poorer peat substrate quality and lower microbial biomass and activity than unmanaged swamp forest. *Soil Biol Biochem*. <https://doi.org/10.1016/j.soilbio.2018.04.028>
- Le Mer J, Roger P (2001) Production, oxidation, emission and consumption of methane by soils: a review. *Eur J Soil Biol* 37:25–50
- Leroy F, Gogo S, Guimbaud C, Bernard-Jannin L, Hu Z, Lagoun-Défarage F (2017) Vegetation composition controls temperature sensitivity of CO₂ and CH₄ emissions and DOC concentration in peatlands. *Soil Biol Biochem*. <https://doi.org/10.1016/j.soilbio.2017.01.005>
- Liu Q, Wang R, Li R, Hu Y, Guo S (2016) Temperature sensitivity of soil respiration to nitrogen fertilization: varying effects between growing and non-growing seasons. *PLoS ONE*. <https://doi.org/10.1371/journal.pone.0168599>
- Lloyd J, Taylor J (1994) On the temperature dependence of soil respiration. *Funct Ecol*. <https://doi.org/10.2307/2389824>
- Lupascu M, Wadham JL, Hornibrook ERC, Pancost RD (2012) Temperature sensitivity of methane production in the permafrost active layer at Stordalen, Sweden: a comparison with non-permafrost northern Wetlands. *Arct Antarct Alp Res* 44:469–482. <https://doi.org/10.1657/1938-4246-44.4.469>
- Melling L, Tan CSY, Goh KJ, Hatano R (2013) Soil microbial and root respirations from three ecosystems in tropical peatland of Sarawak, Malaysia. *J Oil Palm Res* 25:44–57
- Menichetti L, Reyes Ortigoza AL, García N, Giagnoni L, Nannipieri P, Renella G (2015) Thermal sensitivity of enzyme activity in tropical soils assessed by the Q10 and equilibrium model. *Biol Fertil Soils*. <https://doi.org/10.1007/s00374-014-0976-x>
- Nianpeng H, Ruomeng W, Yang G, Jingzhong D, Xuefa W, Guirui Y (2013) Changes in the temperature sensitivity of SOM decomposition with grassland succession: implications for soil C sequestration. *Ecol Evol*. <https://doi.org/10.1002/ece3.881>
- Nottingham AT, Whitaker J, Turner BL, Salinas N, Zimmermann M, Malhi Y, Meir P (2015) Climate warming and soil carbon in tropical forests: insights from an elevation gradient in the Peruvian Andes. *Bioscience*. <https://doi.org/10.1093/biosci/biv109>
- Page SE, Rieley JO, Banks CJ (2011) Global and regional importance of the tropical peatland carbon pool. *Glob Change Biol*. <https://doi.org/10.1111/j.1365-2486.2010.02279.x>

- Phillips S, Rouse GE, Bustin RM (1997) Vegetation zones and diagnostic pollen profiles of a coastal peat swamp, Bocas del Toro, Panama. *Palaeogeogr Palaeoclimatol Palaeoecol* 128:301–338
- Sánchez-Carrillo S, Álvarez-Cobelas M, Angeler DG, Serrano-Grijalva L, Sánchez-Andrés R, Cirujano S, Schmid T (2018) Elevated atmospheric CO₂ increases root exudation of carbon in wetlands: results from the first free-air CO₂ enrichment facility (FACE) in a Marshland. *Ecosystems*. <https://doi.org/10.1007/s10021-017-0189-x>
- Sjögersten S, Cheesman AW, Lopez O, Turner LB (2011) Biogeochemical processes along a nutrient gradient in a tropical ombrotrophic peatland. *Biogeochemistry* 104:147–163. <https://doi.org/10.1007/s10533-010-9493-7>
- Sjögersten S, Aplin P, Gauci V, Peacock M, Siegenthaler A, Turner BL (2018) Temperature response of ex-situ greenhouse gas emissions from tropical peatlands: interactions between forest type and peat moisture conditions. *Geoderma*. <https://doi.org/10.1016/j.geoderma.2018.02.029>
- Smith WH (1976) Character and significance of forest tree root exudates. *Ecology* 57:324–331. <https://doi.org/10.2307/1934820>
- Song M, Jiang J, Cao G, Xu X (2010) Effects of temperature, glucose and inorganic nitrogen inputs on carbon mineralization in a Tibetan alpine meadow soil. *Eur J Soil Biol*. <https://doi.org/10.1016/j.ejsobi.2010.09.003>
- Tonks AJ, Aplin P, Beriro DJ, Cooper H, Evers S, Vane CH, Sjögersten S (2017) Impacts of conversion of tropical peat swamp forest to oil palm plantation on peat organic chemistry, physical properties and carbon stocks. *Geoderma* 289:36–45. <https://doi.org/10.1016/j.geoderma.2016.11.018>
- Troxler TG, Ikenaga M, Scinto L, Boyer JN, Condit R, Perez R, Gann GD, Childers DL (2012) Patterns of soil bacteria and canopy community structure related to tropical peatland development. *Wetlands* 32:769–782. <https://doi.org/10.1007/s13157-012-0310-z>
- Upton A, Vane CH, Girkin N, Turner BL, Sjögersten S (2018) Does litter input determine carbon storage and peat organic chemistry in tropical peatlands? *Geoderma* 326:76–87. <https://doi.org/10.1016/j.geoderma.2018.03.030>
- Uselman SM, Qualls RG, Thomas RB (2000) Effects of increased atmospheric CO₂, temperature, and soil N availability on root exudation of dissolved organic carbon by a N-fixing tree (*Robinia pseudoacacia* L.). *Plant Soil*. <https://doi.org/10.1023/A:1004705416108>
- Vančura V (1967) Root exudates of plants—III. Effect of temperature and “cold shock” on the exudation of various compounds from seeds and seedlings of maize and cucumber. *Plant Soil*. <https://doi.org/10.1007/BF01376325>
- Wang X, Li X, Hu Y, Lv J, Sun J, Li Z, Wu Z (2010) Effect of temperature and moisture on soil organic carbon mineralization of predominantly permafrost peatland in the Great Hing'an Mountains, northern China. *J Environ Sci*. [https://doi.org/10.1016/S1001-0742\(09\)60217-5](https://doi.org/10.1016/S1001-0742(09)60217-5)
- Wright EL, Black CR, Turner BL, Sjögersten S (2013) Environmental controls of temporal and spatial variability in CO₂ and CH₄ fluxes in a neotropical peatland. *Glob Change Biol*. <https://doi.org/10.1111/gcb.12330>

Publisher's Note Springer Nature remains neutral with regard to jurisdictional claims in published maps and institutional affiliations.